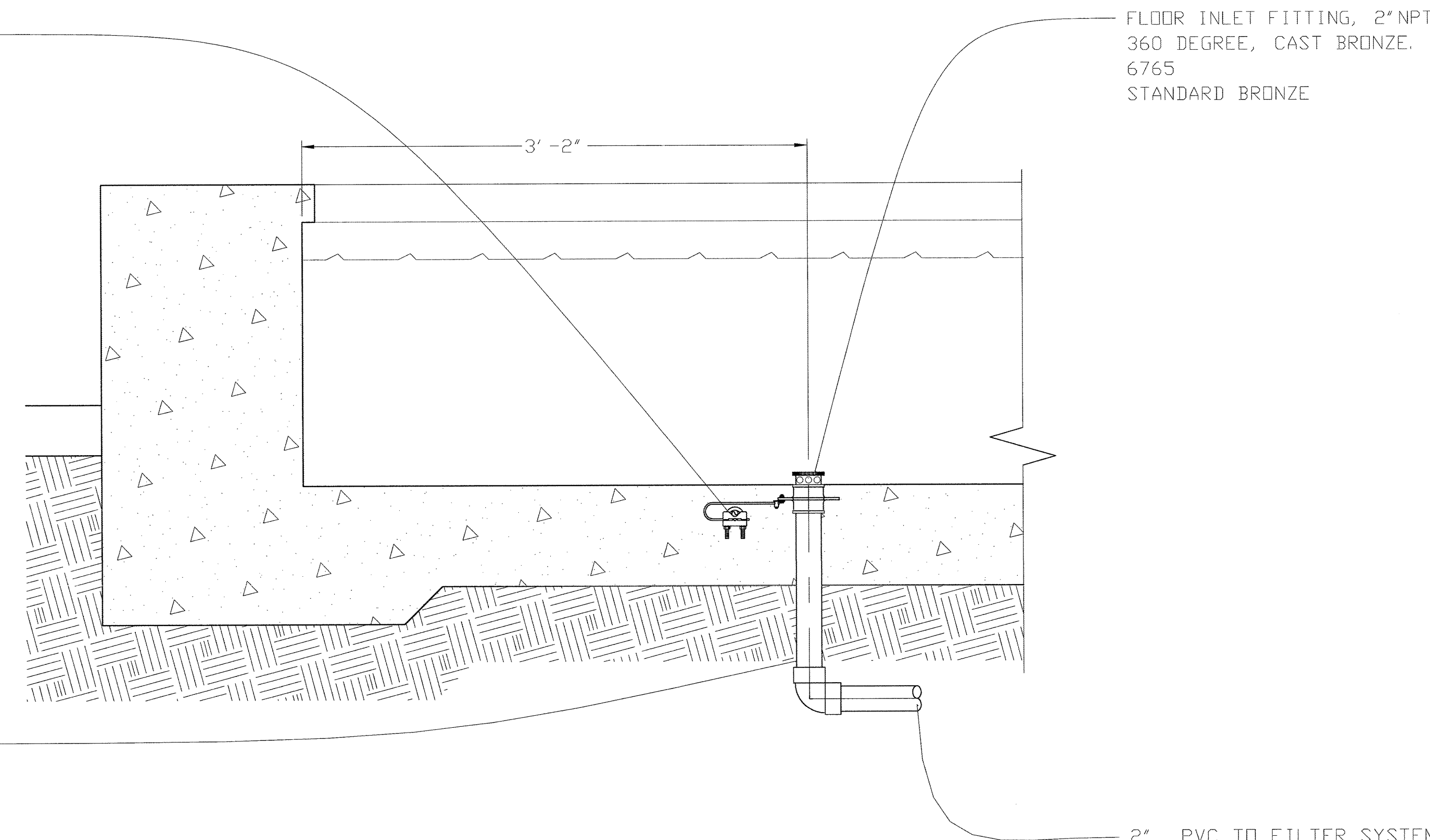


BONDING CLAMPS AS REQUIRED BY AND IN COMPLIANCE WITH NEC ARTICLES 250.8 & 680.26



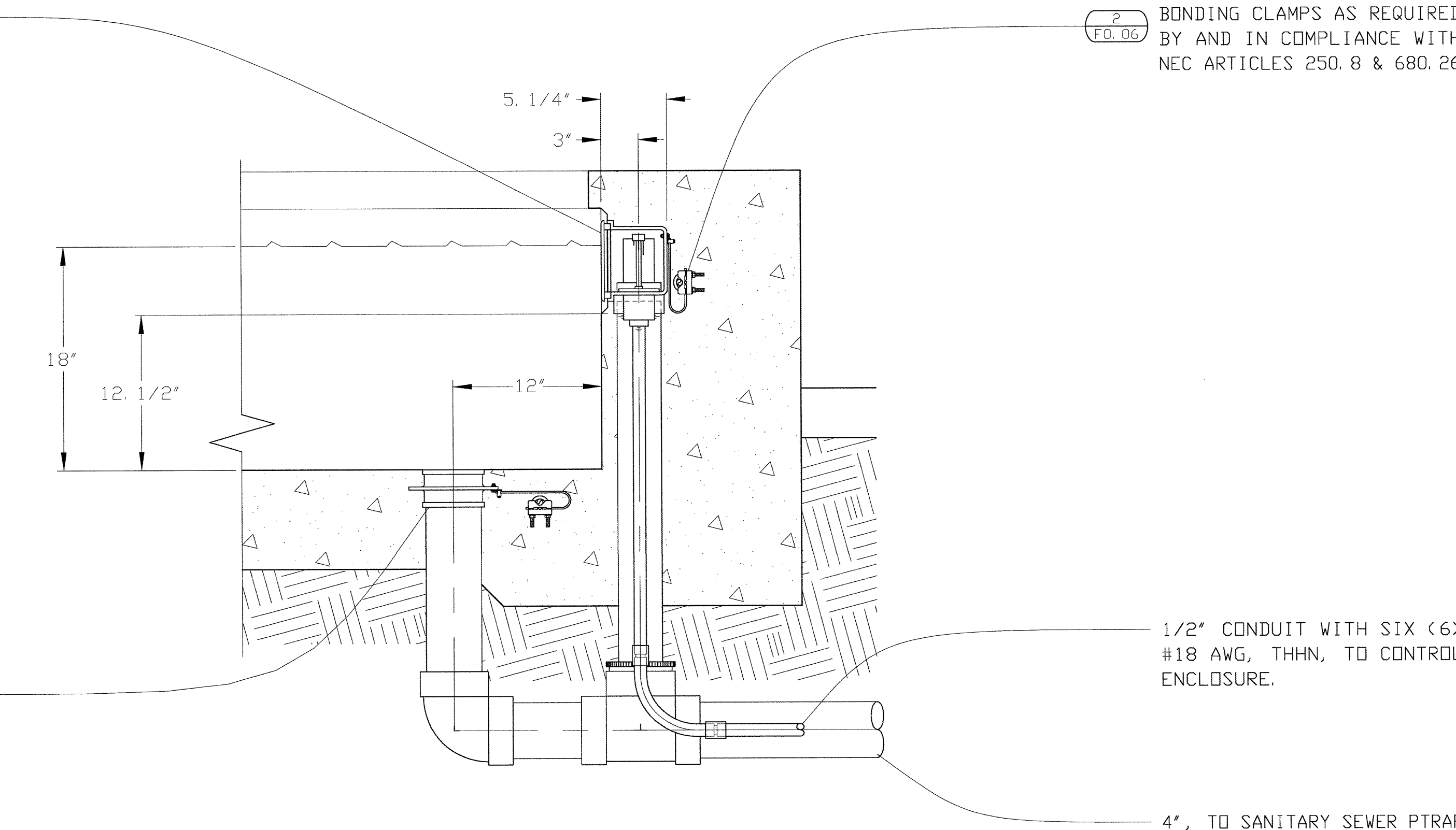
FLOOR INLET FITTING, 2" NPT 360 DEGREE, CAST BRONZE. 6765 STANDARD BRONZE

NIPPLE, 2" NPT x 18" LONG RED BRASS

NOTE: SEE 3/F.O.06 FOR PIPING BACKFILL DETAIL

Sectioning thru Fountain at 1 Filter System Return  
Scale: 1/2" = 1'-0"

WATER LEVEL CONTROL, NICHE TYPE, COMBINATION WATER LEVEL SENSOR AND 3" SIDE-WALL OVERFLOW DRAIN. L-104-48 PEM FOUNTAINS



BONDING CLAMPS AS REQUIRED BY AND IN COMPLIANCE WITH NEC ARTICLES 250.8 & 680.26

FLOOR DRAIN WITH PLUG, 4" NPT, CAST BRONZE. 7684 STANDARD BRONZE

NOTE: SEE 3/F.O.06 FOR PIPING BACKFILL DETAIL

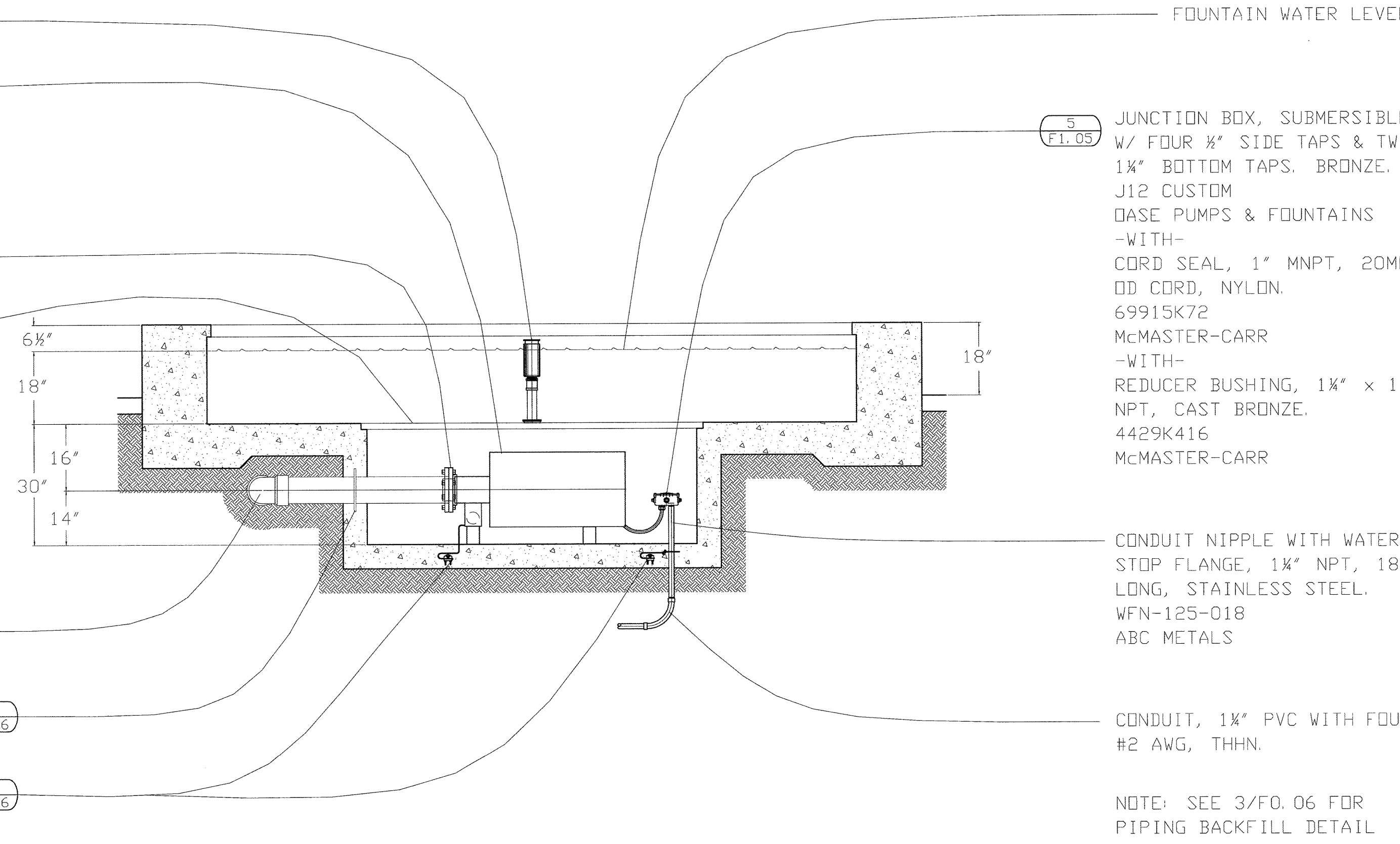
Sectioning thru Fountain at 4 Water Level Control  
Scale: 1/2" = 1'-0"

NOZZLE BEYOND

DISPLAY PUMP, SUBMERSIBLE TYPE, 7 1/2 HP, RATED 450 GPM @ 24' TDH, IMPELLER 2, 3600RPM, 6" MNPT, HORIZ. MOUNT W/ SCREEN. CARRY MFG.

COMPANION FLANGE, 6" ANSI TYPE, SCH. 80 PVC.

GATOR-GRATE TYP.



FOUNTAIN WATER LEVEL

JUNCTION BOX, SUBMERSIBLE W/ FOUR 1/2" SIDE TAPS & TWO 1 1/2" BOTTOM TAPS. BRONZE. J12 CUSTOM DASE PUMPS & FOUNTAINS -WITH- CORD SEAL, 1" MNPT, 20MM OD CORD, NYLON. 69915K72 McMASTER-CARR -WITH- REDUCER BUSHING, 1 1/2" x 1" NPT, CAST BRONZE. 4429K416 McMASTER-CARR

CONDUIT NIPPLE WITH WATERSTOP FLANGE, 1 1/2" NPT, 18" LONG, STAINLESS STEEL. WFN-125-018 ABC METALS

CONDUIT, 1 1/2" PVC WITH FOUR #2 AWG, THHN.

NOTE: SEE 3/F.O.06 FOR PIPING BACKFILL DETAIL

6" TO NOZZLE DISTRIBUTION SCH. 80 PVC.

WATERSTOP FLANGE, EXTEND 2" BEYOND PIPE OUTER WALL

BONDING CLAMPS AS REQUIRED BY AND IN COMPLIANCE WITH NEC ARTICLES 250.8 & 680.26

Section thru Equipment Sump at 2 at 7 1/2 hp Display Pump  
Scale: 1/2" = 1'-0"

SCH. 80 PVC PIPING USED IN CONCRETE.

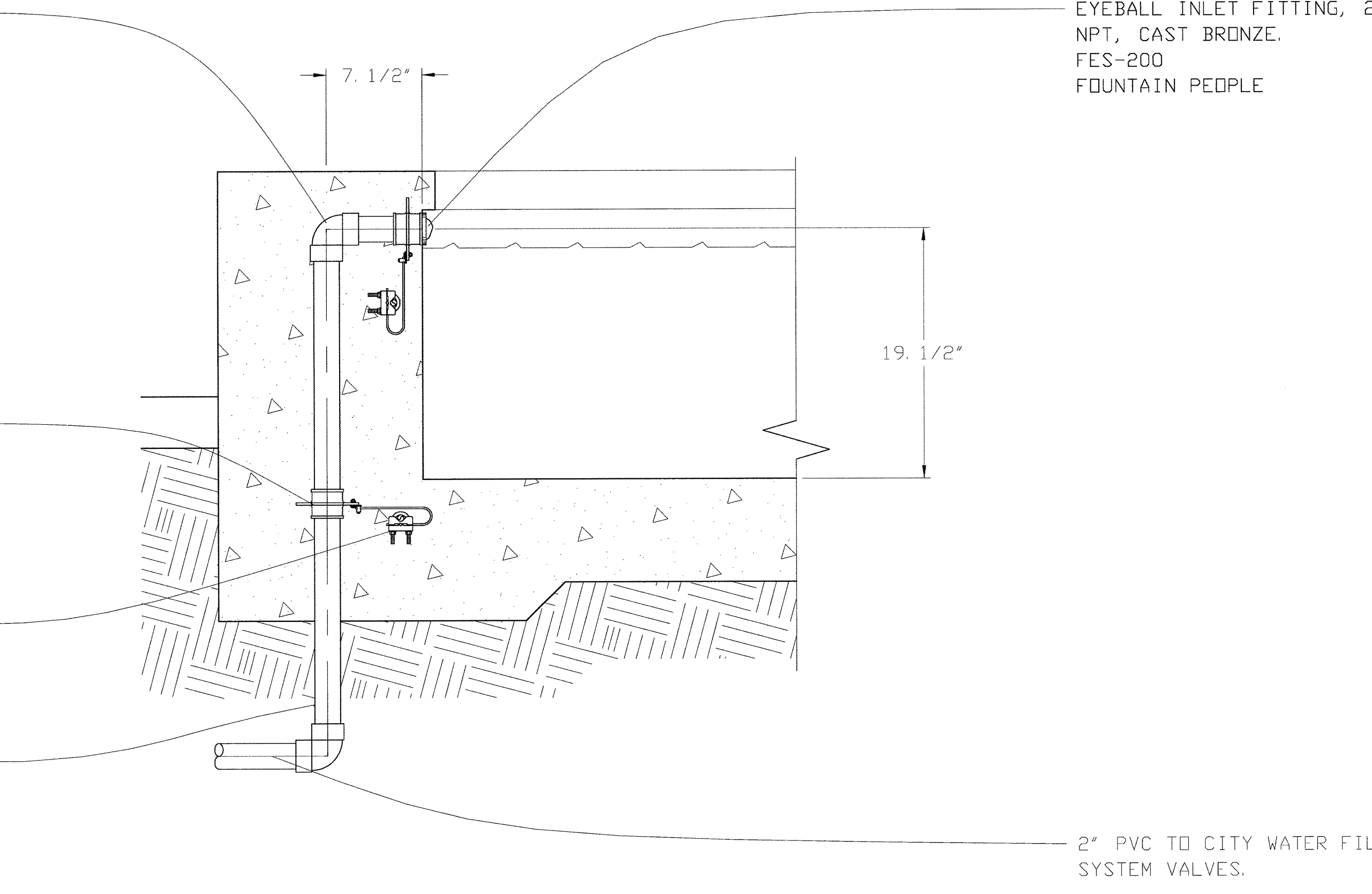
EYEBALL INLET FITTING, 2" NPT, CAST BRONZE. FES-200 FOUNTAIN PEOPLE

WATERSTOP FLANGE COUPLING 2" NPT, WITH BONDING LUG. BRONZE. 4683 STANDARD BRONZE

BONDING CLAMPS AS REQUIRED BY AND IN COMPLIANCE WITH NEC ARTICLES 250.8 & 680.26

NIPPLE, 2" NPT x 18" LONG RED BRASS

NOTE: SEE 3/F.O.06 FOR PIPING BACKFILL DETAIL



Sectioning thru Pool at 5 City Water Inlet  
Scale: 1/2" = 1'-0"

NOZZLE BEYOND

FILTER PUMP, SUBMERSIBLE TYPE, 5 HP, RATED 100 GPM @ 60' TDH, 3600RPM, 4" NPT 208V/3Ph/60Hz. STP-6TP5-275-B76209 FOUNTAIN SUPPLY COMPANY (TYP. 2)

COMPANION FLANGE, 4" ANSI TYPE, SCH. 80 PVC.

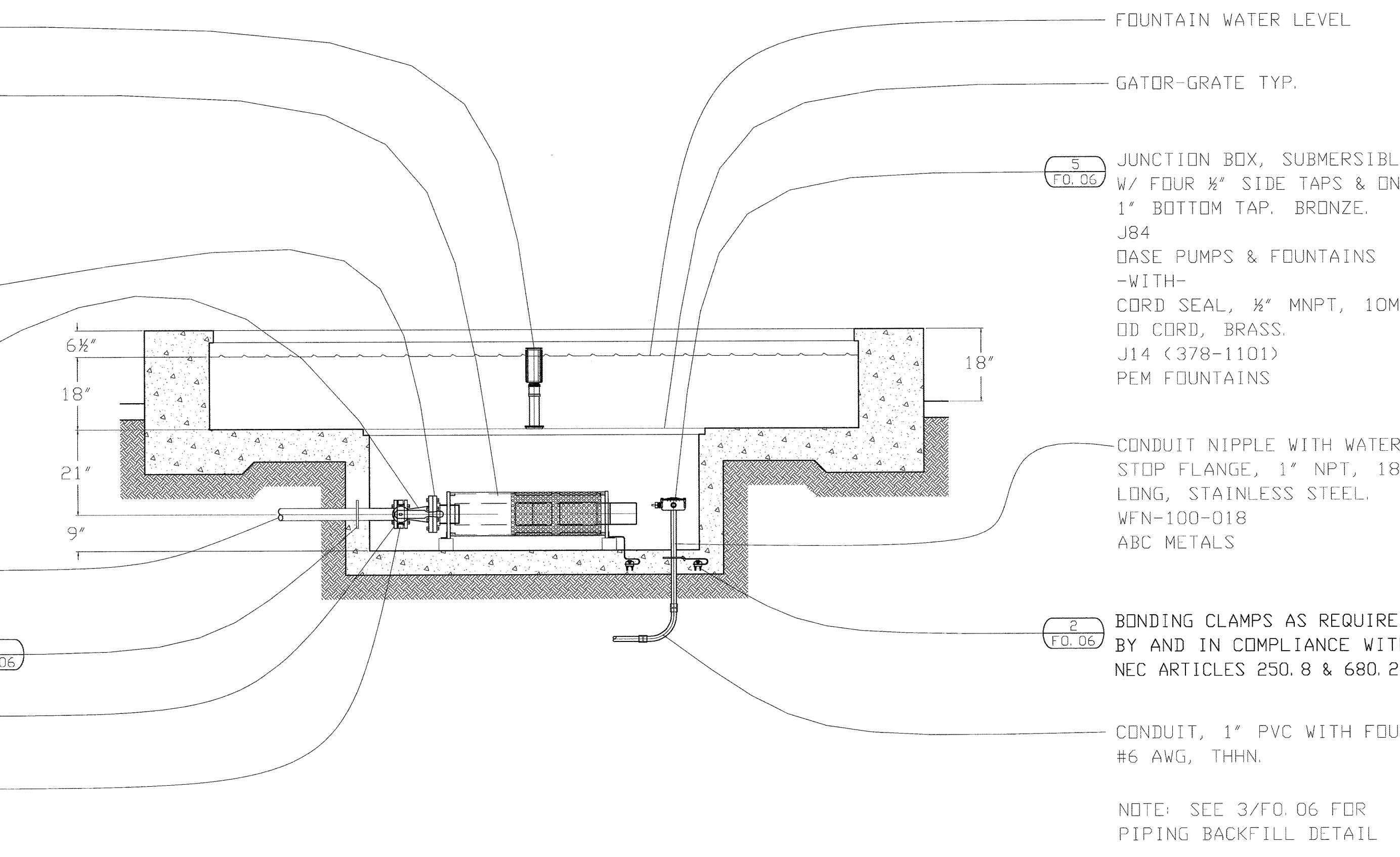
REDUCER, CONICAL, 4" x 2 1/2" ANSI FLANGED, FRP CONST. FRPCOMPOSITES.COM (TYP. 2)

2 1/2", TO BURIAL FILTER VAULT. SCH. 80 PVC.

WATERSTOP FLANGE, EXTEND 2" BEYOND PIPE OUTER WALL

COMPANION FLANGE, 2 1/2" ANSI TYPE, SCH. 80 PVC.

VALVE, BUTTERFLY, FLANGED WAFER TYPE, SUITABLE FOR SUBMERGED USE.



FOUNTAIN WATER LEVEL

GATOR-GRATE TYP.

JUNCTION BOX, SUBMERSIBLE W/ FOUR 1/2" SIDE TAPS & ONE 1" BOTTOM TAP. BRONZE. J84 DASE PUMPS & FOUNTAINS -WITH- CORD SEAL, 1/2" MNPT, 10MM OD CORD, BRASS. J14 (378-110) PEM FOUNTAINS

CONDUIT NIPPLE WITH WATERSTOP FLANGE, 1" NPT, 18" LONG, STAINLESS STEEL. WFN-100-018 ABC METALS

BONDING CLAMPS AS REQUIRED BY AND IN COMPLIANCE WITH NEC ARTICLES 250.8 & 680.26

CONDUIT, 1" PVC WITH FOUR #6 AWG, THHN.

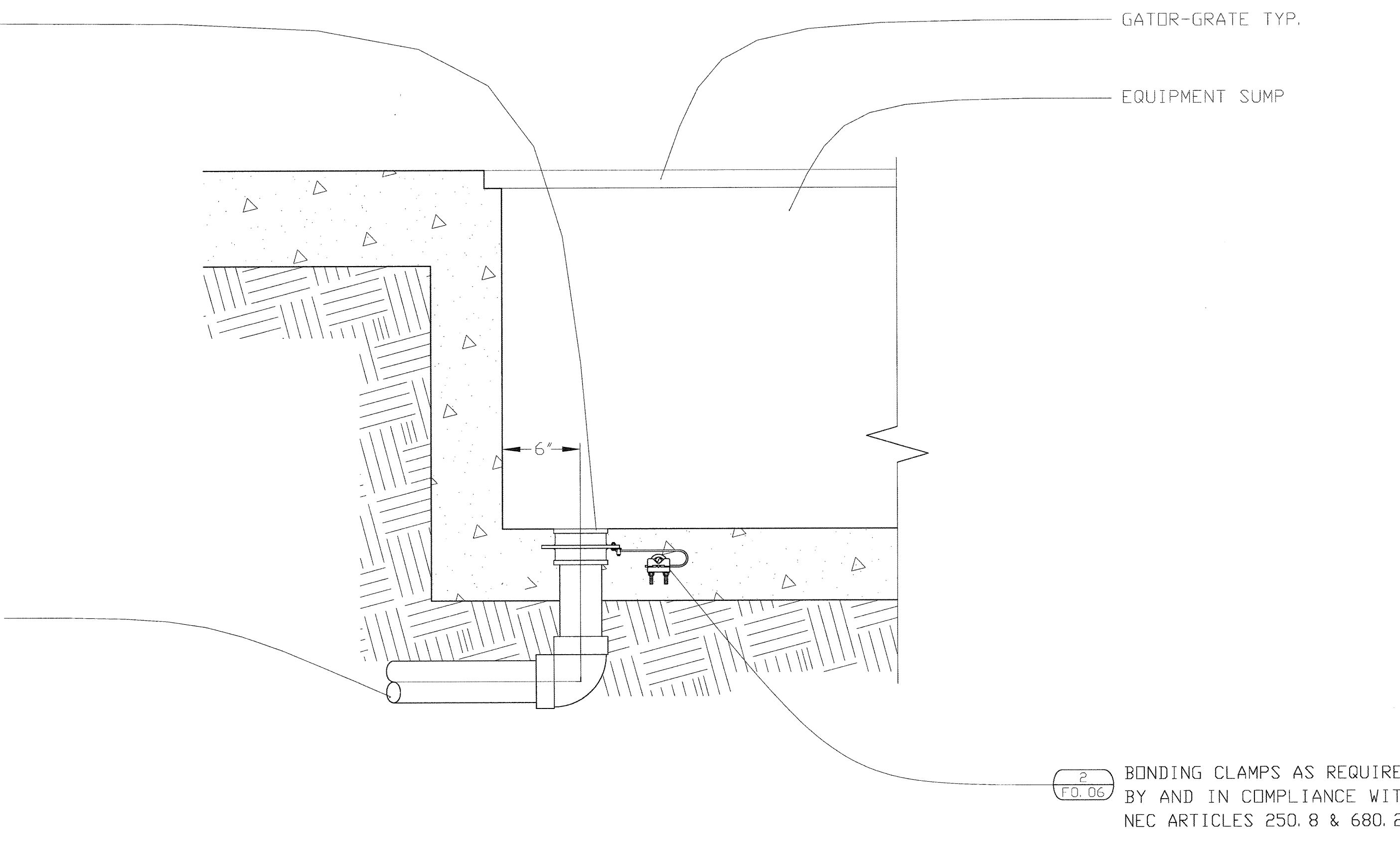
NOTE: SEE 3/F.O.06 FOR PIPING BACKFILL DETAIL

Section thru Equipment Sump at 3 at 5hp Filtration Pump  
Scale: 1/2" = 1'-0"

FLOOR DRAIN WITH PLUG, 3" NPT, CAST BRONZE. 7683 STANDARD BRONZE

3", PVC TO SANITARY SEWER P-TRAP.

NOTE: SEE 3/F.O.06 FOR PIPING BACKFILL DETAIL



Sectioning thru Pool at 6 Equipment Sump Drain  
Scale: 1/2" = 1'-0"

BONDING CLAMPS AS REQUIRED BY AND IN COMPLIANCE WITH NEC ARTICLES 250.8 & 680.26

Revision	Description	Date
1	DISA SUBMITTAL	19 SEPT 2008
2	DISA FINAL	09 APRIL 2009

Job No.	27082.30
Date	09 APRIL 2009
Drawn by	VM
Checked by	LM
Scale	AS SHOWN

Revision	Description	Date
1	DISA SUBMITTAL	19 SEPT 2008
2	DISA FINAL	09 APRIL 2009