ORIGINAL DWG. IS 30"x42" 2"

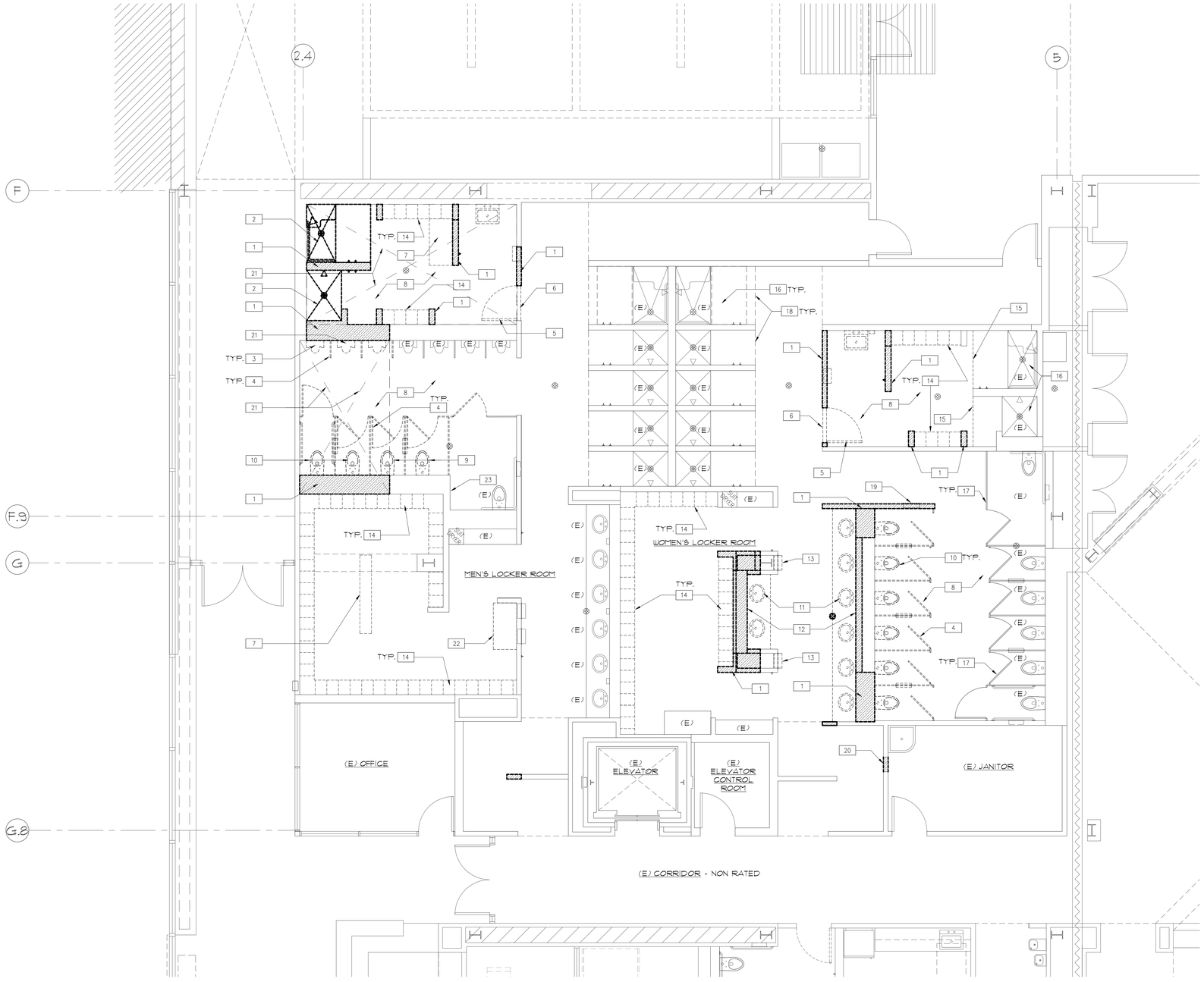

1 MEN AND WOMEN LOCKER ROOMS - DEMOLITION FLOOR PLAN
CSM HEALTH & WELLNESS BUILDING 5 1ST FLOOR

SCALE: 1/4"=1'-0"

PROJECT NORTH

TEXT LEGEND

(E) = EXISTING TO REMAIN, U.O.N.

SYMBOL LEGEND

- WALL DEMOLITION
- EXISTING FLOOR DRAIN
- LOCKER TO BE REMOVED

BUILDING KEY PLAN

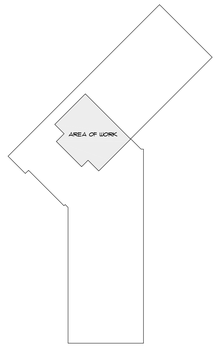

GENERAL NOTES

1. IF THE CONTRACTOR FINDS CONFLICTS IN THE DRAWINGS, HE SHALL NOTIFY THE ARCHITECT IN WRITING AND OBTAIN CLARIFICATION BEFORE PROCEEDING WITH THE WORK IN QUESTION.
2. DO NOT OBTAIN CONSTRUCTION DIMENSIONS BY MEASURING OR SCALING THE DRAWINGS. USE NUMERICAL DIMENSIONS NOTED ON THE DRAWINGS. OBTAIN DIMENSIONS NEEDED BUT NOT NOTED ON THE DRAWINGS FIRST BY ARITHMETIC. IF THE CONFLICTS ARISE, NOTIFY THE ARCHITECT PRIOR TO PROCEEDING WITH THE WORK.
3. COORDINATE DEMOLITION WITH NEW CONSTRUCTION DRAWINGS FOR DEMOLITION, SALVAGE, PROTECTION AND RESTORATION OF (E) ITEMS. CONTRACTOR SHALL VERIFY (E) CONDITION PRIOR TO DEMOLITION COMMENCEMENT. PROCEED WITH CAUTION TO AVOID POSSIBLE (E) UNDERGROUND UTILITY LINES, CONDUIT, PIPING, ETC.
4. SEAL ALL CONDUIT OR PIPE PENETRATIONS AT EACH LOCATION THROUGH OUT PROJECT. SEE WALL PENETRATION DETAILS
5. FOR ALL WALL MOUNTED ITEMS, PROVIDE METAL BACKING AT ALL METAL STUD FRAMING U.O.N.
6. GENERAL CONTRACTOR TO COORDINATE RECESSED FLOOR ITEMS AND DEPRESSED SLABS PRIOR TO POURING OF CONCRETE.

KEY NOTES

1. (E) WALL TO BE DEMOLISHED, TYP. PATCH WALL & FLOOR AND CEILING, REFINISH TO MATCH EXISTING 1
2. REMOVE (E) SHOWER, TILE WALL AND FLOOR, FIXTURES, ACCESSORIES AND BENCH, TYP. CAP UTILITY CONNECTIONS, RETURN FAUCETS, TRIMS AND ALL ACCESSORIES TO OWNER
3. REMOVE (E) URINAL (SHOWN DASHED), CAP UTILITY CONNECTIONS, RETURN FIXTURE AND FLUSHOMETER TO OWNER
4. REMOVE (E) URINAL / TOILET PARTITION, ACCESSORIES AND ATTACHMENT (SHOWN DASHED), TYPICAL. SALVAGE ALL DIVIDER PANELS AND PARTS FOR RETURN TO OWNER
5. REMOVE (E) DOOR, FRAME & HARDWARE TYP. (SHOWN DASHED)
6. REMOVE (E) MARBLE THRESHOLD, TYP.
7. REMOVE (E) BENCH, TYPICAL
8. CUT AND PATCH (E) TILE FLOOR AS REQUIRED TO ACCOMODATE NEW DESIGN, TYPICAL. SEE FLOOR DEMO PLAN.
9. REMOVE AND RELOCATE (E) TOILET FIXTURE (SHOWN DASHED)
10. REMOVE (E) TOILET FIXTURE AND CAP UTILITY CONNECTIONS (SHOWN DASHED). SALVAGE AND RETURN FIXTURE AND FLUSHOMETER TO OWNER
11. REMOVE (E) ~~VANITY AND COUNTER TOP~~ (SHOWN DASHED) AND ASSOCIATED WASH ROOM ACCESSORIES, AND WATER HEATERS, CAP UTILITY ~~CONNECTIONS. SALVAGE LARGE COU~~NTER TOP AND LAVATORIES FOR RELOCATION. CUT AND MODIFY AS REQUIRED TO ACCOMMODATE NEW DESIGN. SALVAGE SMALL COUNTER AND LAVATORIES FOR RETURN TO OWNER 1
12. REMOVE (E) MIRROR, TYPICAL
13. REMOVE AND RELOCATE PAPER TOWEL DISPENSER, NEW LOCATION PER PLAN
14. REMOVE (E) LOCKERS, CLOSURE PANELS, ATTACHMENTS, SOFFIT, TILE COVE BASE/WALL

    SAWCUT (E) CONCRETE BASE AS REQUIRED TO ACCOMMODATE NEW DESIGN. (E) TILE COVE BASE TO REMAIN, V.I.F. APPROXIMATE 4-3/4". FIELD VERIFY EXACT HEIGHT. DESIGN INTENT TO KEEP (E) COVE BASE AND 2 COURSES OF TILE AND GROUT

    SALVAGE LOCKERS FOR RETURN TO OWNER.
15. REMOVE (E) CURTAIN AND ROD. SALVAGE FOR RETURN TO OWNER
16. (E) SHOWER TO REMAIN, CLEAN AND POLISH (E) FIXTURES AND ACCESSORIES
17. (E) TOILET PARTITIONS TO REMAIN, CLEAN AND POLISH, TYPICAL
18. (E) CURTAIN ROD AND SHOWER CURTAIN TO REMAIN
19. REMOVE (E) FEMININE NAPKIN DISPENSER
20. CUT OPENING IN WALL FOR TOWEL DROP SLOT
21. REMOVE (E) TILE AND CONCRETE SLAB FLOOR, SEE PLUMBING PLAN FOR NEW DRAIN LAYOUT
22. RELOCATE (E) ADA BENCH
23. REMOVE (E) TILE AT LOCATION OF NEW FURRED WALL

REVISIONS

NO	DESCRIPTION	DATE
01	DSA SUBMITTAL	8-31-2012
02	DSA BACKCHECK/ADDENDUM A	9-20-2012
1	ADDENDUM 1	9-26-2012

SAN MATEO COUNTY COMMUNITY COLLEGE DISTRICT

COLLEGE of SAN MATEO

Sally Swanson Architects, Inc.

220 Sansome St, Suite 1100
San Francisco, CA 94104
Tel: 415.445.3045
Fax: 415.445.3055
ssa@swanarch.com

Architecture
Planning
Accessible Design

ARCHITECT STAMP

LICENSED ARCHITECT SALLY SWANSON REN. 31 OCT. 13 NO. C-012746 STATE OF CALIFORNIA

DATE 9/20/2012

D.S.A. APPROVAL

IDENTIFICATION STAMP
DIVISION OF THE STATE ARCHITECT

APPL NO. 01-112844

AC DS FLS DM/ED SS AK
DATE 9/20/2012

PROJECT

COLLEGE OF SAN MATEO
CSM HEALTH & WELLNESS BLD. 5
1ST FLR LOCKER ROOMS RENOVATION

1700 W. HILLSDALE BLVD.
SAN MATEO, CA 94402

DRAWING TITLE

DEMOLITION FLOOR PLAN

SCALE: 1/4"=1'-0"

JOB NUMBER	DRAWING NUMBER
12042	A-2.1
DRAWN BY C.V. & S.C.	
CHECKED BY J.F.	
DATE 09/20/2012	SHEET NO. 5 OF 18

ORIGINAL DWG. IS 30"x42" 2"

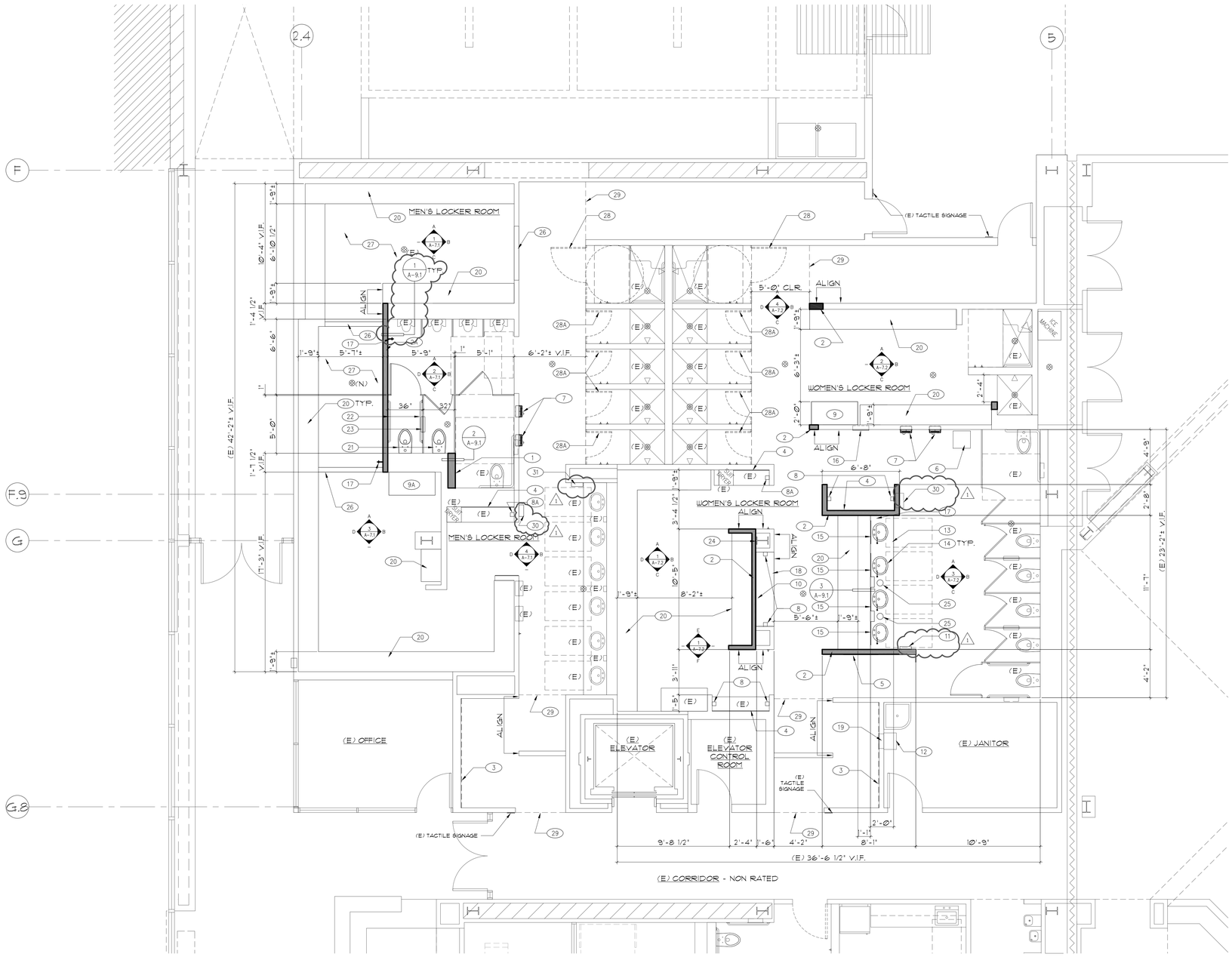

1 MEN AND WOMEN LOCKER ROOMS - FLOOR PLAN
CSM HEALTH & WELLNESS BUILDING 5 1ST FLOOR

SCALE: 1/4"=1'-0"

PROJECT NORTH

TEXT LEGEND

(E) = EXISTING TO REMAIN, U.O.N.

SYMBOL LEGEND

(N) METAL STUD, TYP. U.O.N.

EXISTING FLOOR DRAIN

(N) LOCKER, N.I.C.

(28) (N) ADA SHOWER DOOR, TYP. PROVIDE BLOCKING IN WALL FOR ATTACHMENT (**BID ALTERNATE ITEM NO. 1**)

(28A) (N) SHOWER DOOR, TYP. PROVIDE BLOCKING IN WALL FOR ATTACHMENT (**BID ALTERNATE ITEM NO. 1**)

(29) LINE OF (E) SOFFIT ABOVE

(30) (N) RECESSED HAND DRYER

(31) (N) PAPER TOWEL DISPENSER

BUILDING KEY PLAN

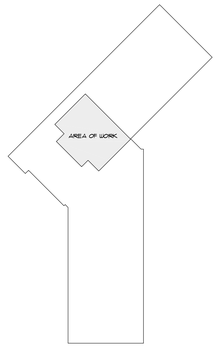

GENERAL NOTES

1. IF THE CONTRACTOR FINDS CONFLICTS IN THE DRAWINGS, HE SHALL NOTIFY THE ARCHITECT IN WRITING AND OBTAIN CLARIFICATION BEFORE PROCEEDING WITH THE WORK IN QUESTION.
2. DO NOT OBTAIN CONSTRUCTION DIMENSIONS BY MEASURING OR SCALING THE DRAWINGS. USE NUMERICAL DIMENSIONS NOTED ON THE DRAWINGS. OBTAIN DIMENSIONS NEEDED BUT NOT NOTED ON THE DRAWINGS FIRST BY ARITHMETIC. IF THE CONFLICTS ARISE, NOTIFY THE ARCHITECT PRIOR TO PROCEEDING WITH THE WORK.
3. COORDINATE DEMOLITION WITH NEW CONSTRUCTION DRAWINGS FOR DEMOLITION, SALVAGE, PROTECTION AND RESTORATION OF (E) ITEMS. CONTRACTOR SHALL VERIFY (E) CONDITION PRIOR TO DEMOLITION COMMENCEMENT. PROCEED WITH CAUTION TO AVOID POSSIBLE (E) UNDERGROUND UTILITY LINES, CONDUIT, PIPING, ETC.
4. SEAL ALL CONDUIT OR PIPE PENETRATIONS AT EACH LOCATION THROUGH OUT PROJECT. SEE WALL PENETRATION DETAILS
5. FOR ALL WALL MOUNTED ITEMS, PROVIDE METAL BACKING AT ALL METAL STUD FRAMING U.O.N.
6. GENERAL CONTRACTOR TO COORDINATE RECESSED FLOOR ITEMS AND DEPRESSED SLABS PRIOR TO POURING OF CONCRETE.

KEY NOTES

(1) (N) FURRED WALL, **SEE 2/A-9.1**

(2) (N) METAL STUD WALL TO MATCH EXISTING, **SEE 1/A-9.1**

(2A) (N) METAL STUD WALL TO MATCH EXISTING, INSULATE WITH SOUND RATED BATT, **SEE 1/A-9.1**

(3) (N) FRP, FULL HEIGHT W/ METAL TRIM ALL EDGES

(4) (N) MIRROR, **SEE 3/A-9.3**

(5) (N) FULL LENGTH MIRROR, **SEE 3/A-9.3**

(6) (N) FREE STANDING SCALE, N.I.C.

(7) (N) WALL MOUNTED HAIR DRYER

(8) (N) HARD WIRED HANDHELD HAIR DRYER

(8A) (N) HARD WIRED HANDHELD HAIR DRYER, USE (E) OUTLET BELOW COUNTER, USE BULKHEAD FITTING THROUGH COUNTER

(9) (N) ADA MOVABLE BENCH, SEE LK-1.1 FOR ADDITIONAL BENCH INFO NOT SHOWN, N.I.C.

(9A) (E) RELOCATED ADA MOVABLE BENCH

(10) EXISTING MIRROR TO REMAIN

(11) RELOCATED (E) RECESSED PAPER TOWEL DISPENSER

(12) RELOCATED (E) TOWEL BIN

(13) RELOCATED (E) COUNTER, **SEE 9/A-9.3**

(14) RELOCATED (E) LAVATORY, **SEE 13/A-9.3**

(15) (N) 24"X36" MIRROR, **SEE 3/A-9.3**

(16) (N) FEMININE NAPKIN DISPENSER

(17) (N) HOSE BIBB, SEE PLUMBING DRAWING

(18) (N) DRY COUNTER TO MATCH EXISTING, **SEE 9/A-9.3**

(19) (N) OPENING FOR TOWEL DROP

(20) (N) LOCKER & CLOSURE PANEL, TYPICAL N.I.C. **SEE SHEET LK-1.1** FOR DETAILS

MODIFY OR ADD CONCRETE BASE TO ACCOMMODATE NEW LOCKERS, HEIGHT TO BE 4-3/4" DEEP TO EXTEND FULL DEPTH OF LOCKER

(21) RELOCATED (E) WATER CLOSET

(22) RELOCATED (E) GRAB BAR, **SEE 1 & 5/A-9.3**

(23) RELOCATED (E) TOILET PAPER DISPENSER

(24) PROVIDE SAME GAP AS OTHER SIDE BTW. WALL & COLUMN MEMBER. PROTECT AND DO NOT DISTURB (E) FIRE PROOFING AT STEEL COLUMN

(25) OPENING FOR TRASH DISPOSAL. FIELD VERIFY MAX SIZE OF OPENING. GRIND BEVEL EDGES. PROVIDE STAINLESS STEEL METAL GROMMET IF EXPOSED WOOD

(26) (N) MARBLE THRESHOLD, **SEE 7/A-9.1**

(27) (N) CERAMIC TILE OVER (N) CONCRETE SLAB WITH REINFORCING SLOPE TO DRAIN

REVISIONS

NO	DESCRIPTION	DATE
01	DSA SUBMITTAL	8-31-2012
02	DSA BACKCHECK/ADDENDUM A	9-20-2012
1	ADDENDUM 1	9-26-2012

SAN MATEO COUNTY COMMUNITY COLLEGE DISTRICT

COLLEGE of SAN MATEO

Sally Swanson Architects, Inc.

220 Sansome St, Suite 1100
San Francisco, CA 94104
Tel: 415.445.3045
Fax: 415.445.3055
ssa@swanarch.com

Architecture
Planning
Accessible Design

ARCHITECT STAMP

LICENSED ARCHITECT SALLY SWANSON REN. 31 OCT. 13 NO. C-012746 STATE OF CALIFORNIA

DATE 9/20/2012

DSA APPROVAL

IDENTIFICATION STAMP
DIVISION OF THE STATE ARCHITECT

APPL NO. 01-112844

AC DS FLS DM/ED SS AK
DATE 9/20/2012

PROJECT

COLLEGE OF SAN MATEO
CSM HEALTH & WELLNESS BLD. 5
1ST FLR LOCKER ROOMS RENOVATION

1700 W. HILLSDALE BLVD.
SAN MATEO, CA 94402

DRAWING TITLE

FLOOR PLAN

SCALE: 1/4"=1'-0"

JOB NUMBER	DRAWING NUMBER
12042	A-2.2
DRAWN BY C.V. & S.C.	
CHECKED BY J.F.	
DATE 09/20/2012	SHEET NO. 6 OF 18

ORIGINAL DWG. IS 30"x42" 2"

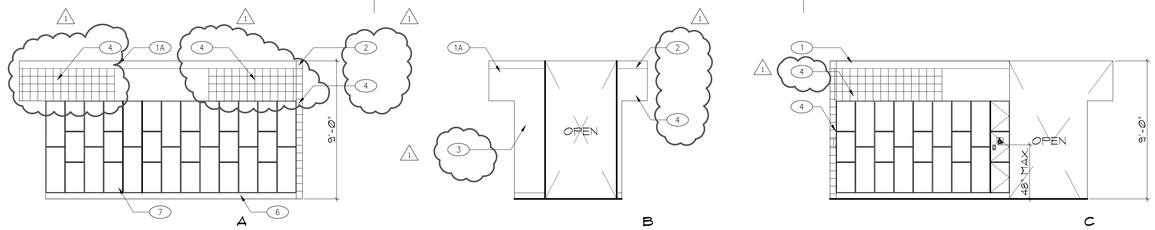

1 INTERIOR ELEVATIONS
MEN'S LOCKER ROOM

SCALE: 1/4"=1'-0"

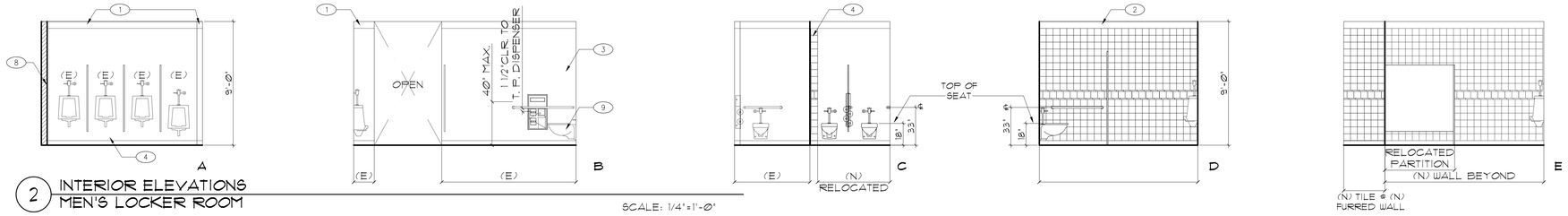

2 INTERIOR ELEVATIONS
MEN'S LOCKER ROOM

SCALE: 1/4"=1'-0"

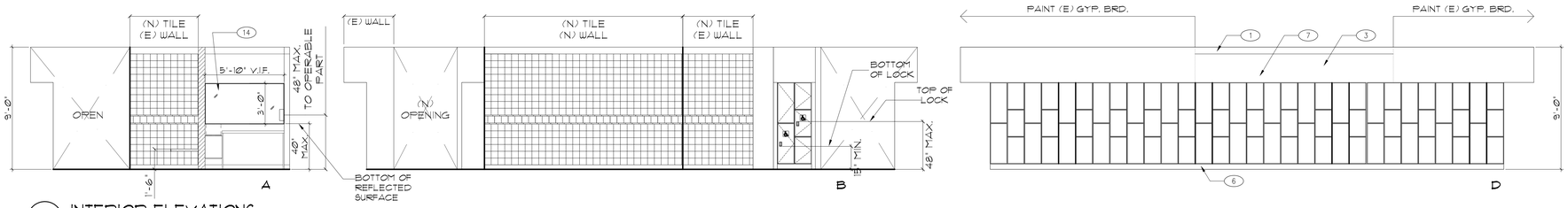

3 INTERIOR ELEVATIONS
MEN'S LOCKER ROOM

SCALE: 1/4"=1'-0"

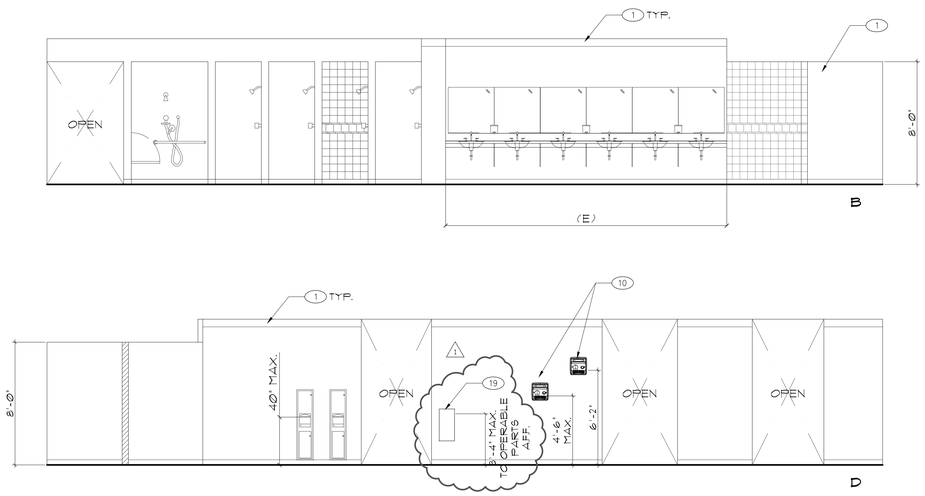

4 INTERIOR ELEVATIONS
MEN'S LOCKER ROOM

SCALE: 1/4"=1'-0"

COLOR LEGEND

- P PAINT TO MATCH EXISTING
- CTW1 FIELD: Ø180 ARCTIC WHITE TO MATCH (E)
- CTW2 LINER: Ø180 ARCTIC WHITE TO MATCH (E)
- CTW3 ACCENT: Ø180 ARCTIC WHITE TO MATCH (E)
- CTB1 COVER TILE BASE: D311 BLACK TO MATCH (E)

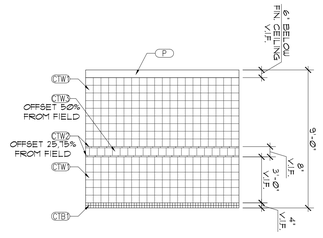

5 TYPICAL FULL HEIGHT CERAMIC WALL

SCALE: 1/4"=1'-0"

GENERAL NOTES

1. IF THE CONTRACTOR FINDS CONFLICTS IN THE DRAWINGS, HE SHALL NOTIFY THE ARCHITECT IN WRITING AND OBTAIN CLARIFICATION BEFORE PROCEEDING WITH THE WORK IN QUESTION.
2. DO NOT OBTAIN CONSTRUCTION DIMENSIONS BY MEASURING OR SCALING THE DRAWINGS. USE NUMERICAL DIMENSIONS NOTED ON THE DRAWINGS. OBTAIN DIMENSIONS NEEDED BUT NOT NOTED ON THE DRAWINGS FIRST BY ARITHMETIC. IF THE CONFLICTS ARISE, NOTIFY THE ARCHITECT PRIOR TO PROCEEDING WITH THE WORK.
3. NOTES AND SYMBOLS ARE TO APPLY AT ALL AREAS OF SIMILAR GRAPHIC REPRESENTATION. SUCH INDICATION MAY BE LIMITED TO PROMOTE CLARITY OR AVOID REDUNDACY. NO LIMITATION OF APPLICATION SHALL BE CONSTRUCTED WITHOUT SPECIFIC NOTIFICATION.
4. REFER TO ELECTRICAL DRAWINGS FOR HORNS, SPEAKERS, AND OTHER FEATURES NOT OTHERWISE SHOWN.
5. REFER TO MECHANICAL DRAWINGS FOR REGISTERS AND VENTS NOT OTHERWISE SHOWN.

KEY NOTES

1. (E) GYPSUM BOARD, PAINTED, TO MATCH (E)
1A. (E) GYPSUM BOARD, PREP. AND PAINT, TO MATCH
2. (N) GYPSUM BOARD, PAINTED
3. (E) TILE TO REMAIN (TYP.)
4. (N) TILE TO MATCH (E), **SEE 5/A-7.1**
5. (E) TILE COVE BASE
6. (N) TILE COVE BASE TO MATCH (E), **SEE 5/A-7.1**
7. (N) LOCKERS, N.I.C. OWNER PROVIDE AND INSTALL CONTRACTOR TO COORDINATE
8. (N) WALL
9. (E) TOILET
10. (N) ELECTRIC HAIR DRYER
11. PATCH WALL W/ TILE TO MATCH (E)
12. LIGHT COVE IN FRONT
13. (N) PAPER TOWEL DISPENSER
14. (N) MIRROR
14A. RELOCATED (E) MIRROR
15. RELOCATED RECESSED PAPER TOWEL DISPENSER
16. (N) RECESSED FEMININE NAPKIN DISPENSER
17. (N) OPENING TOWEL CHUTE
18. (N) BACK SPLASH, **SEE 9/A-9.3**
19. (N) DYSON AIR BLADE HAND DRYER 1

SYMBOL LEGEND

NEW WALL

REVISIONS

NO	DESCRIPTION	DATE
Ø1	DSA SUBMITTAL	8-31-2012
Ø2	DSA BACKCHECK/ADDENDUM A	9-20-2012
1	ADDENDUM 1	9-26-2012

SAN MATEO COUNTY COMMUNITY COLLEGE DISTRICT

COLLEGE of SAN MATEO

Sally Swanson Architects, Inc.

220 Sansome St, Suite 1100
San Francisco, CA 94104
Tel: 415.445.3045
Fax: 415.445.3055
ssa@swanarch.com

Architecture
Planning
Accessible Design

ARCHITECT STAMP

LICENSED ARCHITECT SALLY SWANSON REN. 31 OCT. 13 NO. C-012746 STATE OF CALIFORNIA

DATE 9/20/2012

D.S.A. APPROVAL

IDENTIFICATION STAMP
DIVISION OF THE STATE ARCHITECT

APPL NO. Ø1-112844

AC DS FLS DM/ED SS AK
DATE 9/20/2012

PROJECT

COLLEGE OF SAN MATEO
CSM HEALTH & WELLNESS BLD. 5
1ST FLR LOCKER ROOMS RENOVATION

1700 W. HILLSDALE BLVD.
SAN MATEO, CA 94402

DRAWING TITLE

INTERIOR ELEVATIONS

SCALE: 1/4"=1'-0"

JOB NUMBER	DRAWING NUMBER
12042	A-7.1
DRAWN BY C.V. & S.C.	
CHECKED BY JF.	
DATE Ø9/2Ø/2Ø12	SHEET NO. 9 OF 18

ORIGINAL DWG. IS 30"x42" 2"

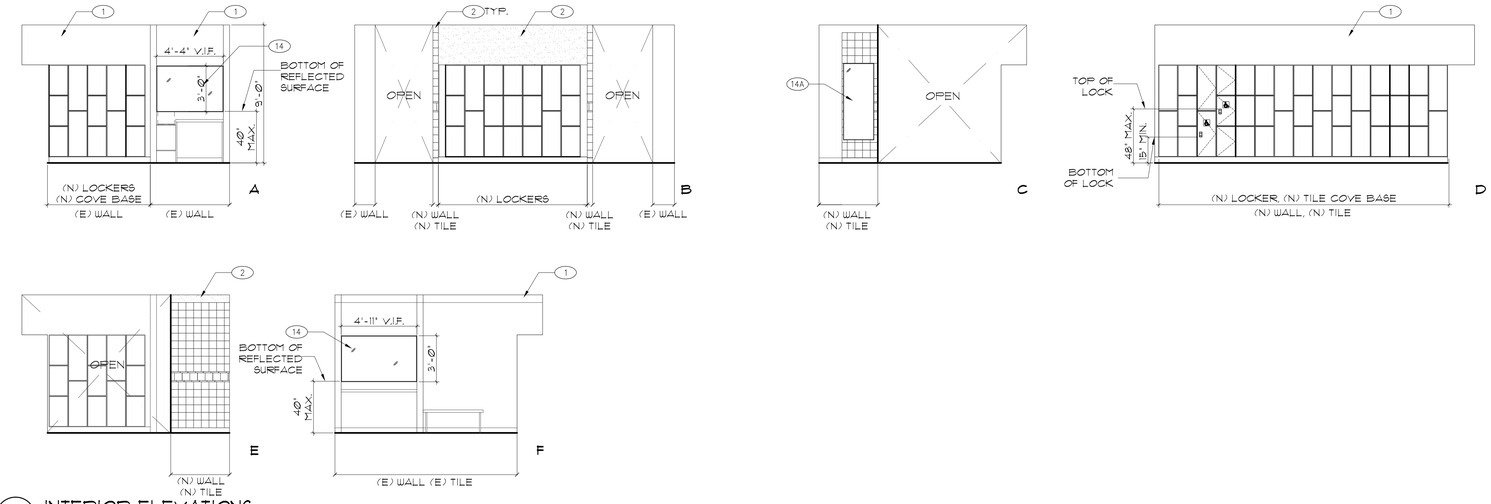

1 INTERIOR ELEVATIONS WOMEN'S LOCKER ROOM

SCALE: 1/4"=1'-0"

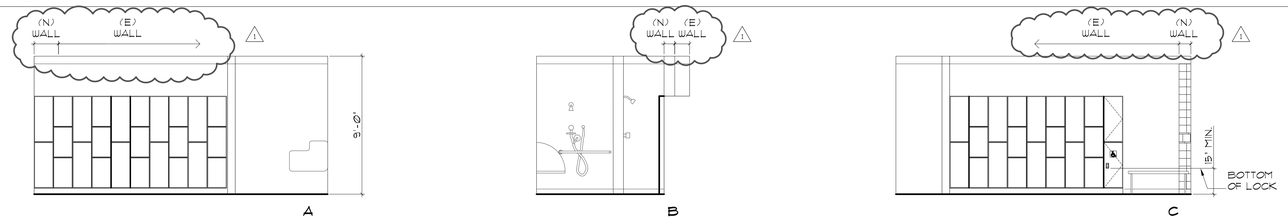

2 INTERIOR ELEVATIONS WOMEN'S LOCKER ROOM

SCALE: 1/4"=1'-0"

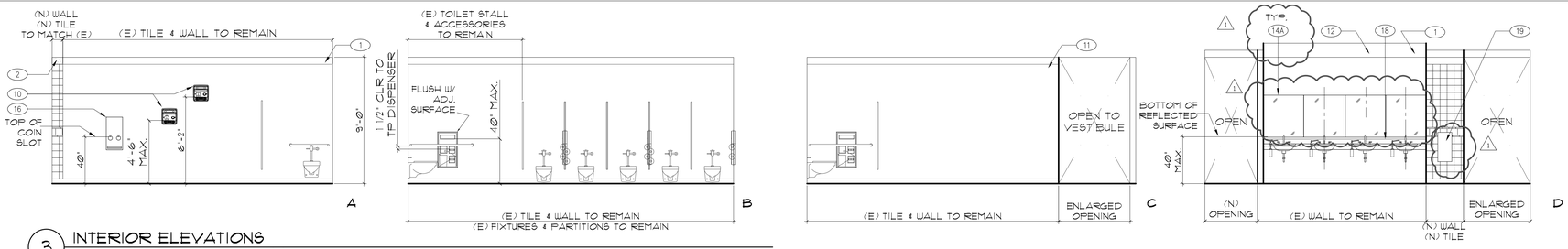

3 INTERIOR ELEVATIONS WOMEN'S LOCKER ROOM

SCALE: 1/4"=1'-0"

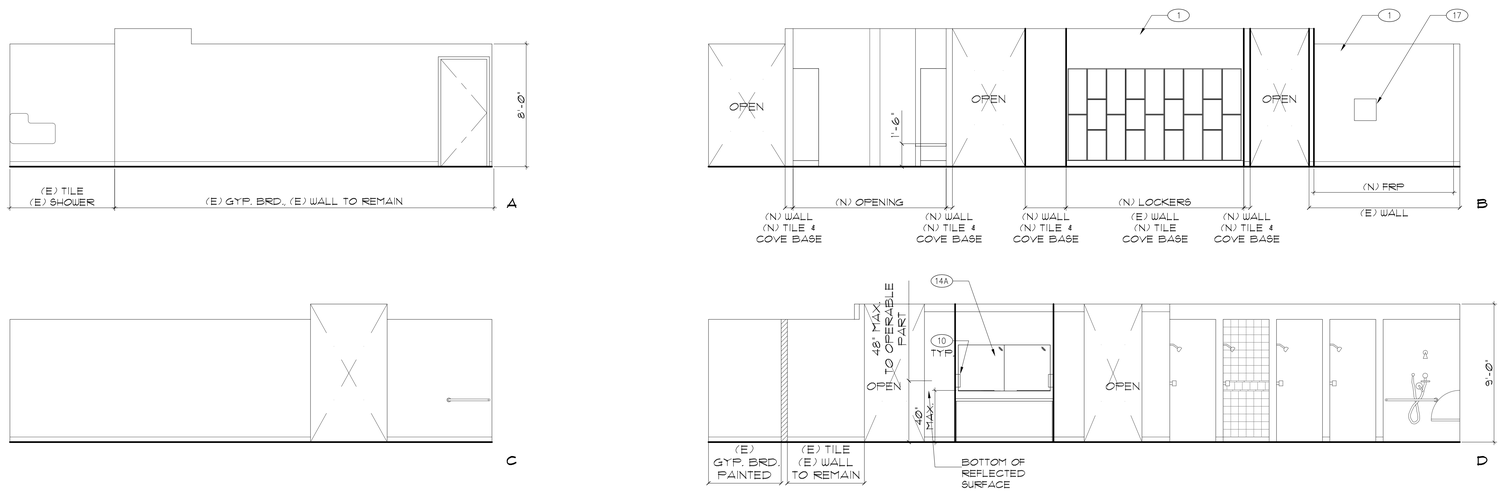

4 INTERIOR ELEVATIONS WOMEN'S LOCKER ROOM

SCALE: 1/4"=1'-0"

GENERAL NOTES

1. IF THE CONTRACTOR FINDS CONFLICTS IN THE DRAWINGS, HE SHALL NOTIFY THE ARCHITECT IN WRITING AND OBTAIN CLARIFICATION BEFORE PROCEEDING WITH THE WORK IN QUESTION.
2. DO NOT OBTAIN CONSTRUCTION DIMENSIONS BY MEASURING OR SCALING THE DRAWINGS. USE NUMERICAL DIMENSIONS NOTED ON THE DRAWINGS. OBTAIN DIMENSIONS NEEDED BUT NOT NOTED ON THE DRAWINGS FIRST BY ARITHMETIC. IF THE CONFLICTS ARISE, NOTIFY THE ARCHITECT PRIOR TO PROCEEDING WITH THE WORK.
3. NOTES AND SYMBOLS ARE TO APPLY AT ALL AREAS OF SIMILAR GRAPHIC REPRESENTATION. SUCH INDICATION MAY BE LIMITED TO PROMOTE CLARITY OR AVOID REDUNDNACY. NO LIMITATION OF APPLICATION SHALL BE CONSTRUCTED WITHOUT SPECIFIC NOTIFICATION.
4. REFER TO ELECTRICAL DRAWINGS FOR HORNS, SPEAKERS, AND OTHER FEATURES NOT OTHERWISE SHOWN.
5. REFER TO MECHANICAL DRAWINGS FOR REGISTERS AND VENTS NOT OTHERWISE SHOWN.

KEY NOTES

1. (E) GYPSUM BOARD, PAINTED, TO MATCH (E)
1A. (E) GYPSUM BOARD, PREP. AND PAINT, TO MATCH
2. (N) GYPSUM BOARD, PAINTED
3. (E) TILE TO REMAIN (TYP.)
4. (N) TILE TO MATCH (E), **SEE 5/A-7.1**
5. (E) TILE COVE BASE
6. (N) TILE COVE BASE TO MATCH (E), **SEE 5/A-7.1**
7. (N) LOCKERS, N.I.C. OWNER PROVIDE AND INSTALLE CONTRACTOR TO COORDINATE
8. (N) WALL
9. (E) TOILET
10. (N) ELECTRIC HAIR DRYER
11. PATCH WALL W/ TILE TO MATCH (E)
12. LIGHT COVE IN FRONT
13. (N) PAPER TOWEL DISPENSER
14. (N) MIRROR
14A. RELOCATED (E) MIRROR
15. RELOCATED RECESSED PAPER TOWEL DISPENSER
16. (N) RECESSED FEMININE NAPKIN DISPENSER
17. (N) OPENING TOWEL CHUTE
18. (N) BACK SPLASH **SEE 9/A-9.3**
19. (N) DYSON AIR BLADE HAND DRYER

SYMBOL LEGEND

NEW WALL

REVISIONS

NO	DESCRIPTION	DATE
01	DSA SUBMITTAL	8-31-2012
02	DSA BACKCHECK/ADDENDUM A	9-26-2012
1	ADDENDUM 1	9-26-2012

SAN MATEO COUNTY COMMUNITY COLLEGE DISTRICT

COLLEGE of SAN MATEO

Sally Swanson Architects, Inc.

220 Sansome St, Suite 1100
San Francisco, CA 94104
Tel: 415.445.3045
Fax: 415.445.3055
ssa@swanarch.com

Architecture
Planning
Accessible Design

ARCHITECT STAMP

DATE 9/20/2012

LICENSED ARCHITECT SALLY SWANSON REN. 31 OCT. 13 NO. C-012746 STATE OF CALIFORNIA

DSA APPROVAL

IDENTIFICATION STAMP
DIVISION OF THE STATE ARCHITECT

APPL NO. 01-112844

AC DS FLS DM/ED SS AK
DATE 9/20/2012

PROJECT

COLLEGE OF SAN MATEO
CSM HEALTH & WELLNESS BLD. 5
1ST FLR LOCKER ROOMS RENOVATION

1700 W. HILLSDALE BLVD.
SAN MATEO, CA 94402

DRAWING TITLE

INTERIOR ELEVATIONS

SCALE: 1/4"=1'-0"

JOB NUMBER	DRAWING NUMBER
12042	A-7.2
DRAWN BY: C.V. & S.C.	
CHECKED BY: J.F.	
DATE: 09/20/2012	SHEET NO. 10 OF 18

ORIGINAL DWG. IS 30"x42" 2"

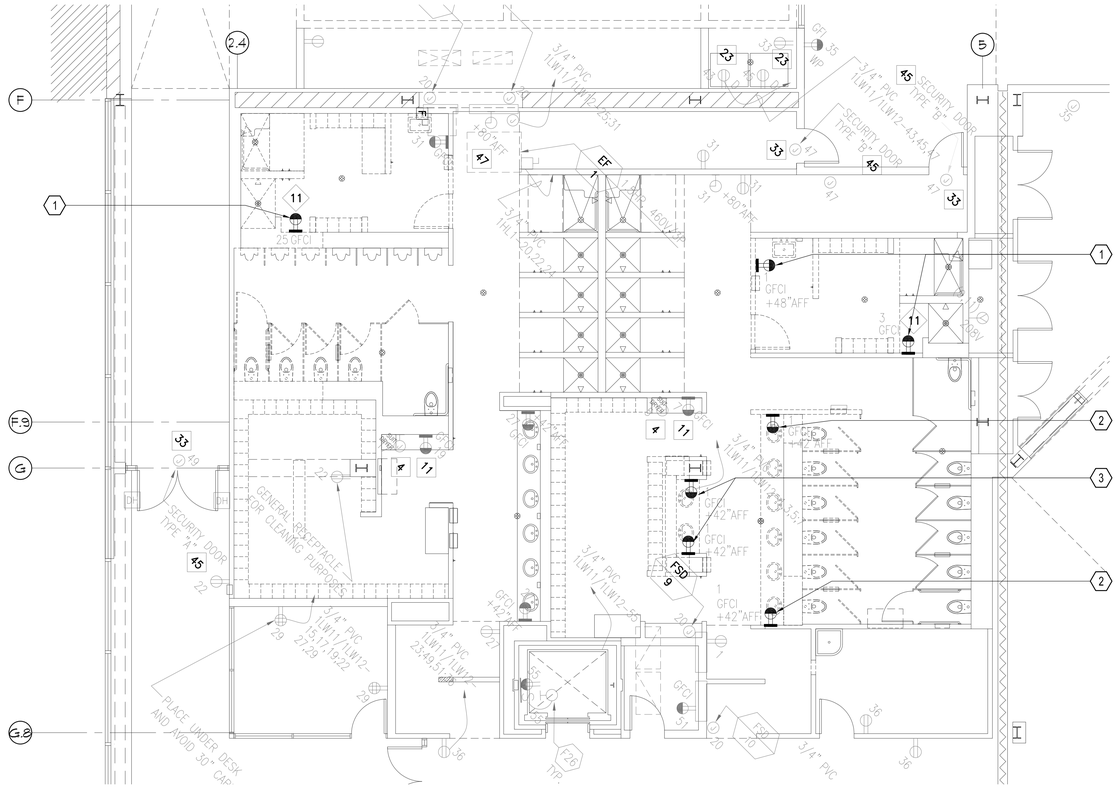

1 MEN AND WOMEN LOCKER ROOMS - DEMO ELECTRIC POWER PLAN
CSM HEALTH & WELLNESS BUILDING 5 1ST FLOOR

SCALE: 3/16"=1'-0"

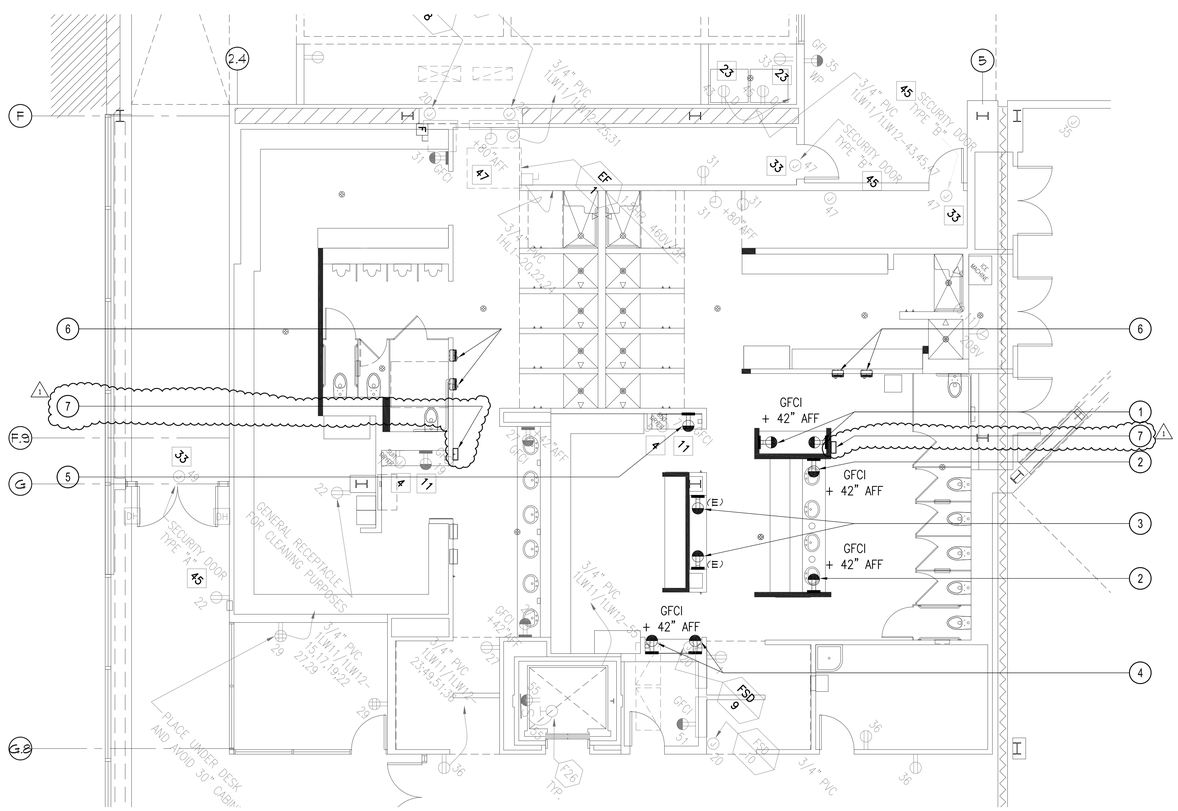

2 MEN AND WOMEN LOCKER ROOMS - NEW ELECTRIC POWER PLAN
CSM HEALTH & WELLNESS BUILDING 5 1ST FLOOR

SCALE: 3/16"=1'-0"

BUILDING KEY PLAN

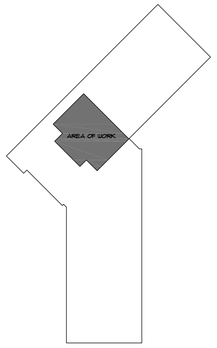

GENERAL NOTES

1. ELECTRICAL CONTRACTOR TO PREPARE SHOP DRAWINGS FOR PROPOSED WORK, SUBMIT TO ARCHITECT FOR APPROVAL PRIOR TO COMMENCING NEW WORK. SHOP DRAWINGS TO INCLUDE PANEL SCHEDULE FOR DOUBLE PANEL 1LW11 / 1LW12 SHOWING ADDED LOADS OR REDUCED LOADS PER CIRCUIT WITH TOTALS FOR WATTS AND AMPS COMPLETED FOR BOTH SECTIONS.
2. ELECTRICAL CONTRACTOR TO PREPARE AS BUILT WHEN INSTALLATION OF CONDUITS AND DEVICE BOXES ARE INSTALLED.
3. COORDINATE WITH FACILITIES OFFICE TO SCHEDULE ELECTRIC POWER DISCONNECT AND RECONNECT.

DEMO POWER PLAN KEY NOTES

1. REMOVE AS PART OF WALL DEMOLITION: CUT/CAP CONDUIT ABOAVE CEILING. SALVAGE DEVICES, COVER PLATES & SCREWS. RETURN EXTRA PARTS TO OWNER. MARK CIRCUIT IN PANEL AS 'SPARE' IF NOT USED FOR NEW OUTLETS.
2. REMOVE AS PART OF WALL DEMOLITION. INTERCEPT CONDUIT FOR RELOCATION. SALVAGE ALL PARTS FOR RELOCATION.
3. VERIFY (E) OUTLET POSITION. IF NOT IN POSITION TO RE-USE THEN REMOVE PER NOTE 2. OTHERWISE TO REMAIN IN PLACE.

NEW POWER PLAN KEY NOTES

1. INTERCEPT CONDUITS FROM DISCONTINUED GFI OUTLETS IN OLD FACULTY CHANGING AREA. REROUTE TO NEW DRY COUNTER
2. RELOCATED GFI OUTLETS FROM PRIOR LAV COUNTER LOCATIONS.
3. RELOCATED IF NECESSARY TO FIT, VERIFY POSITION, SEE DEMO PLAN SHEET NOTES.
4. ELECTRIC CONTRACTOR TO INSTALL CONDUIT & CIRCUIT SUITABLE TO RUN 2 1500 W 120V HAIR DRYERS. ROUTE CONDUITS IN BACK WALL BY OPENING GYP. BRD. IN ELEVATOR MACHINE ROOM, & CAREFULLY CUT OUTLET BOXES THROUGH EXISTING TILE.
5. RE-USE OUTLET BEOLW COUNTER. GC TO PROVIDE APPROPRIATE COUNTER TOP GROMMET FOR EC TO USE FOR CABLE ROUTE & STRAIN CLAMP.
6. ELECTRIC CONTRACTOR TO INSTALL CONDUIT & CIRCUIT SUITABLE FOR (N) HAIR DRYERS. SHARED CONDUITS ACCEPTABLE IF WIRES BUNDLED & EACH CICUIT MARKED AT ALL JUNCTIONS, BOXES, & IN PANELS.
7. NEW HAND DRYERS. NEW CONDUIT RUN IF NECESSARY. VERIFY AVAILABLE CONDUITS, AND ALLOWABLE CONDUCTOR FILL, DURING DEMOLITION FOR PULLING CIRCUITS TO THESE LOCATIONS.

SYMBOL LEGEND

DUPLEX GFCI, SEE KEY NOTE

REVISIONS

NO	DESCRIPTION	DATE
01	DSA SUBMITTAL	8-31-2012
02	DSA BACKCHECK/ADDENDUM A	9-20-2012
1	ADDENDUM 1	9-26-2012

SAN MATEO COUNTY COMMUNITY COLLEGE DISTRICT

COLLEGE of SAN MATEO

Sally Swanson Architects, Inc.
220 Sansome St, Suite 1100
San Francisco, CA 94104
Tel: 415.445.3045
Fax: 415.445.3055
ssa@swanarch.com
Architecture Planning Accessible Design

ARCHITECT STAMP

LICENSED ARCHITECT SALLY SWANSON REN. 31 OCT. 13 NO. C-012746 STATE OF CALIFORNIA

DATE 9/20/2012

D.S.A. APPROVAL

IDENTIFICATION STAMP
DIVISION OF THE STATE ARCHITECT

APPL NO. 01-112844

AC DS FLS DM/ED SS AK
DATE 9/20/2012

PROJECT

COLLEGE OF SAN MATEO
CSM HEALTH & WELLNESS BLD. 5
1ST FLR LOCKER ROOMS RENOVATION

1700 W HILLSDALE BLVD.
SAN MATEO, CA 94402

DRAWING TITLE

ELECTRICAL POWER PLAN

SCALE: 3/16"=1'-0"

JOB NUMBER	DRAWING NUMBER
1202	E-2.2
DRAWN BY: C.V. & S.C.	
CHECKED BY: J.F.	
DATE: 09/20/2012	SHEET NO. 17 OF 18