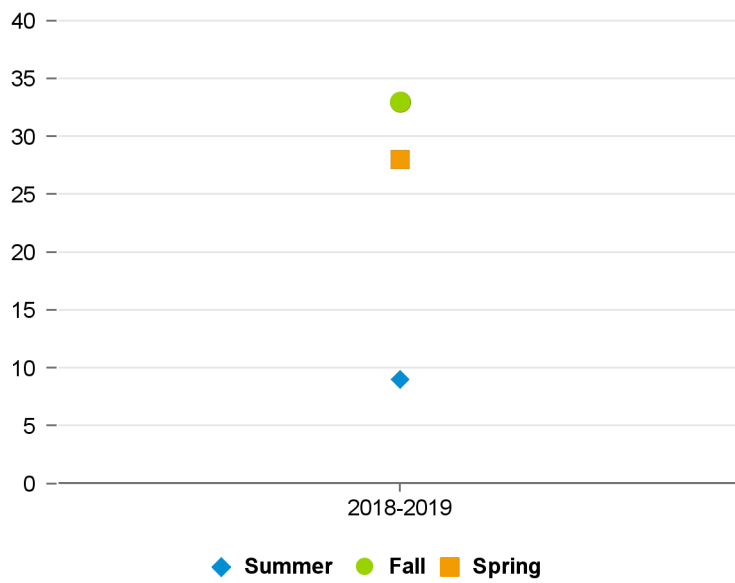


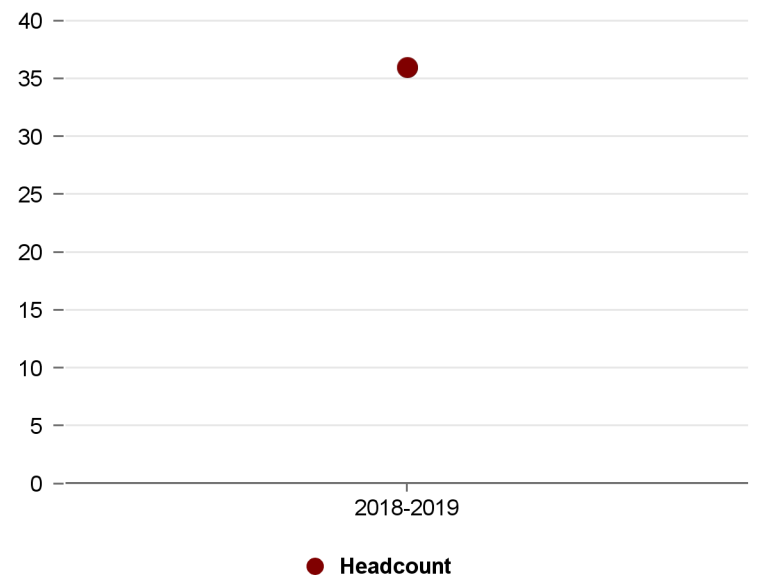
## Unduplicated Headcount by Term

	2018-2019
Summer	9
Fall	33
Spring	28
<b>Total</b>	<b>36</b>

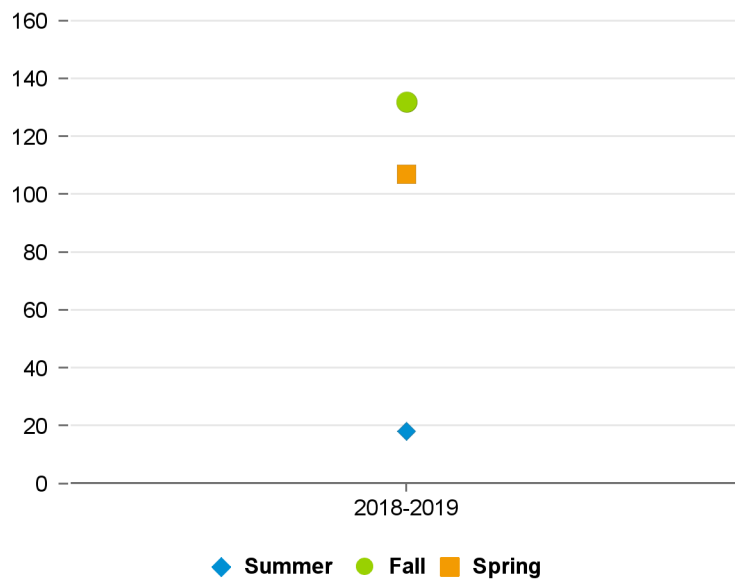
Term Headcount



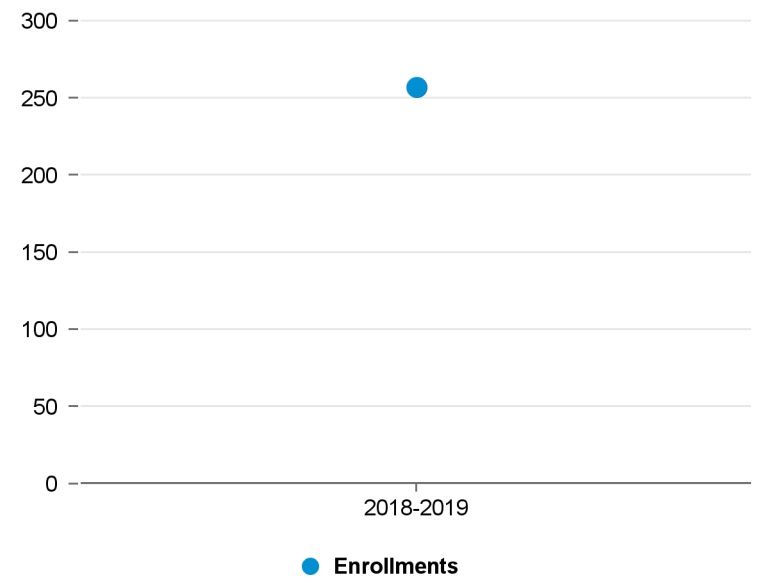
Annual Headcount



Term Enrollments

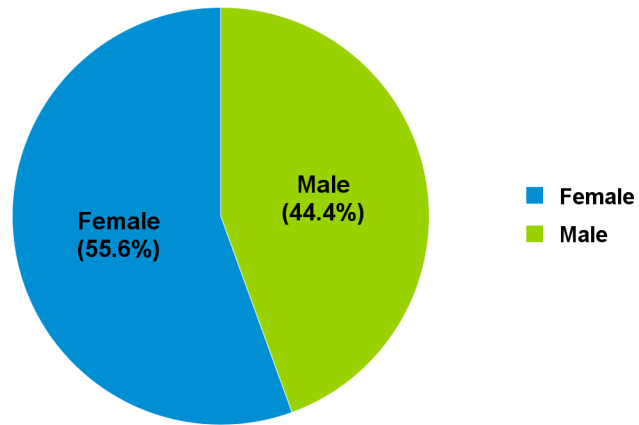


Annual Enrollments



## Unduplicated Headcount by Gender and Ethnicity

	Female		Male	
<b>2018-2019</b>	20	55.6%	16	44.4%
<b>Total</b>	<b>20</b>		<b>16</b>	



	2018-2019	
<b>Asian</b>	2	5.6%
<b>Filipino</b>	1	2.8%
<b>Hispanic/Latino</b>	3	8.3%
<b>Pacific Islander</b>	27	75.0%
<b>Multiraces</b>	3	8.3%
<b>Total:</b>	<b>36</b>	

## Unduplicated Headcount by Age

	2018-2019	
Age Under 18	8	22.2%
Age 18 - 22	27	75.0%
Age 23 - 28	1	2.8%
<b>Total</b>	<b>36</b>	

## Unduplicated Headcount by Goal

	2018-2019	
Degree/Transfer	36	100.0%
<b>Total</b>	<b>36</b>	

**Annual Success and Retention**

	<b>Enrollments</b>	<b>Success Count</b>	<b>Success Rate</b>	<b>Withdrawal Rate</b>
2018-2019	239	115	48.1%	18.0%
<b>Total</b>	<b>239</b>	<b>115</b>	<b>48.1%</b>	<b>18.0%</b>

**Term Success and Retention**

	<b>Enrollments</b>	<b>Success Count</b>	<b>Success Rate</b>	<b>Withdrawal Rate</b>
Fall 2018	132	69	52.3%	9.1%
Spring 2019	107	46	43.0%	29.0%
<b>Total</b>	<b>239</b>	<b>115</b>	<b>48.1%</b>	<b>18.0%</b>



**Success and Retention by Ethnicity**

	2018-2019			Total		
	E n r o l l m e n t	S u c c e s s	W i t h d r a w a l	E n r o l l m e n t	S u c c e s s	W i t h d r a w a l
<b>Asian</b>	13	54%	8%	<b>13</b>	<b>54%</b>	<b>8%</b>
<b>Filipino</b>	8	63%	13%	<b>8</b>	<b>63%</b>	<b>13%</b>
<b>Hispanic/Latino</b>	17	29%	47%	<b>17</b>	<b>29%</b>	<b>47%</b>
<b>Pacific Islander</b>	185	47%	18%	<b>185</b>	<b>47%</b>	<b>18%</b>
<b>Multiraces</b>	16	69%	0%	<b>16</b>	<b>69%</b>	<b>0%</b>
<b>Total</b>	<b>239</b>	<b>48%</b>	<b>18%</b>	<b>239</b>	<b>48%</b>	<b>18%</b>

# MANA - CSM PROGRAM REVIEW (Excludes Summer)



## Success and Retention by Age

	2018-2019			Total		
	E n r o l l m e n t	S u c c e s s	W i t h d r a w a l	E n r o l l m e n t	S u c c e s s	W i t h d r a w a l
Age Under 18	73	49%	21%	<b>73</b>	<b>49%</b>	<b>21%</b>
Age 18 - 22	158	47%	18%	<b>158</b>	<b>47%</b>	<b>18%</b>
Age 23 - 28	8	63%	0%	<b>8</b>	<b>63%</b>	<b>0%</b>
<b>Total</b>	<b>239</b>	<b>48%</b>	<b>18%</b>	<b>239</b>	<b>48%</b>	<b>18%</b>

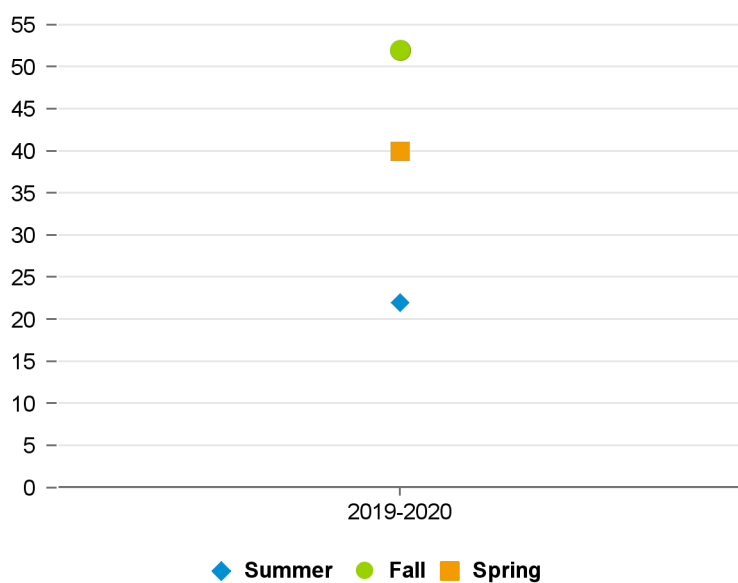
## Success and Retention by Gender

		Enrollments	Success Rate	Withdrawal Rate
2018-2019	Female	123	37.4%	23.6%
2018-2019	Male	116	59.5%	12.1%
<b>2018-2019</b>	<b>Total</b>	<b>239</b>	<b>48.1%</b>	<b>18.0%</b>

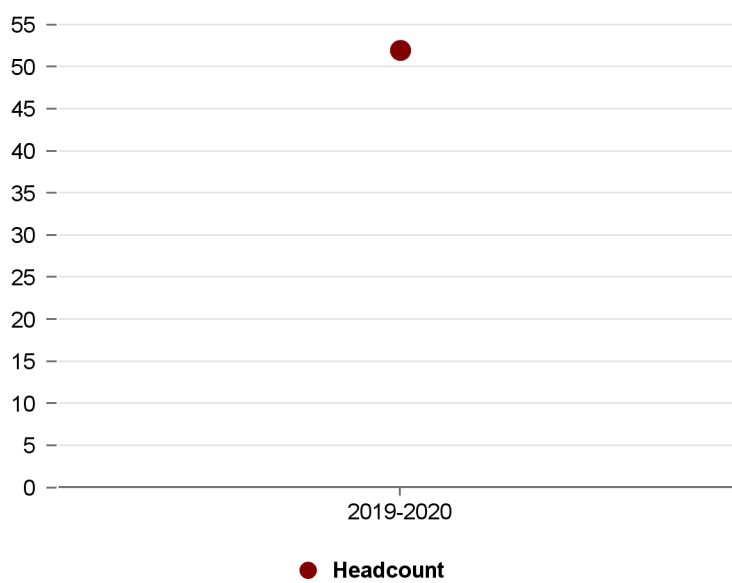
## Unduplicated Headcount by Term

	2019-2020
Summer	22
Fall	52
Spring	40
<b>Total</b>	<b>52</b>

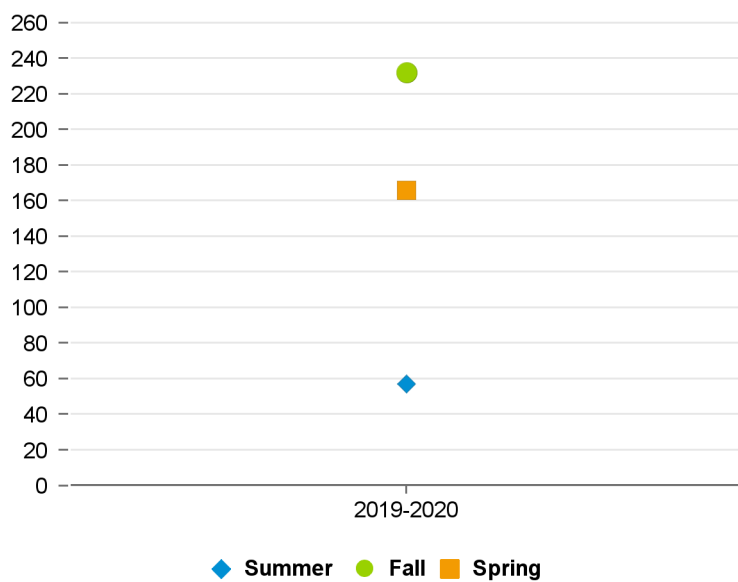
**Term Headcount**



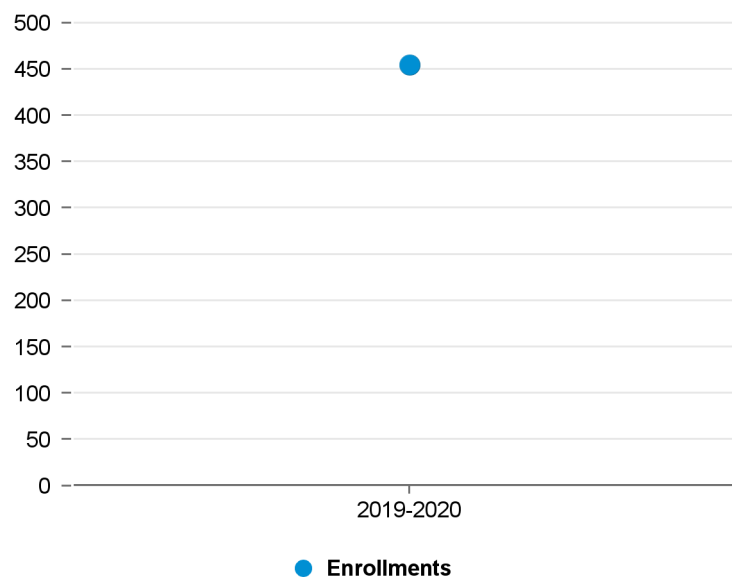
**Annual Headcount**



**Term Enrollments**



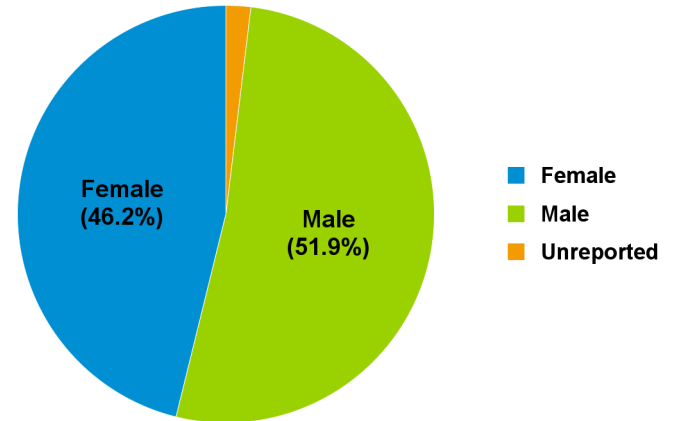
**Annual Enrollments**





## Unduplicated Headcount by Gender and Ethnicity

	Female		Male		Unreported	
<b>2019-2020</b>	24	46.2%	27	51.9%	1	1.9%
<b>Total</b>	<b>24</b>		<b>27</b>		<b>1</b>	



	2019-2020	
<b>Asian</b>	2	3.8%
<b>Filipino</b>	1	1.9%
<b>Hispanic/Latino</b>	2	3.8%
<b>Pacific Islander</b>	44	84.6%
<b>White Non-Hispanic</b>	1	1.9%
<b>Unreported</b>	1	1.9%
<b>Multiraces</b>	1	1.9%
<b>Total:</b>	<b>52</b>	

## Unduplicated Headcount by Age

	2019-2020	
Age Under 18	14	26.9%
Age 18 - 22	37	71.2%
Age 23 - 28	1	1.9%
<b>Total</b>	<b>52</b>	

## Unduplicated Headcount by Goal

	2019-2020	
4yr stu take class for 4yr col	1	1.9%
CTE Certif/Career Development	1	1.9%
Degree/Transfer	46	88.5%
Exploratory	4	7.7%
<b>Total</b>	<b>52</b>	

**Annual Success and Retention**

	<b>Enrollments</b>	<b>Success Count</b>	<b>Success Rate</b>	<b>Withdrawal Rate</b>
2019-2020	398	256	64.3%	14.1%
<b>Total</b>	<b>398</b>	<b>256</b>	<b>64.3%</b>	<b>14.1%</b>

**Term Success and Retention**

	<b>Enrollments</b>	<b>Success Count</b>	<b>Success Rate</b>	<b>Withdrawal Rate</b>
Fall 2019	232	132	56.9%	20.3%
Spring 2020	166	124	74.7%	5.4%
<b>Total</b>	<b>398</b>	<b>256</b>	<b>64.3%</b>	<b>14.1%</b>

# MANA - CSM PROGRAM REVIEW (Excludes Summer)



## Success and Retention by Ethnicity

	2019-2020			Total		
	E n r o l l m e n t	S u c c e s s	W i t h d r a w a l	E n r o l l m e n t	S u c c e s s	W i t h d r a w a l
Asian	16	75%	19%	16	75%	19%
Filipino	9	22%	0%	9	22%	0%
Hispanic/Latino	10	90%	10%	10	90%	10%
Pacific Islander	330	65%	14%	330	65%	14%
White Non-Hispanic	13	54%	31%	13	54%	31%
Unreported	7	14%	14%	7	14%	14%
Multiraces	13	92%	0%	13	92%	0%
<b>Total</b>	<b>398</b>	<b>64%</b>	<b>14%</b>	<b>398</b>	<b>64%</b>	<b>14%</b>



Success and Retention by Age

	2019-2020			Total		
	E n r o l l m e n t	S u c c e s s	W i t h d r a w a l	E n r o l l m e n t	S u c c e s s	W i t h d r a w a l
Age Under 18	99	64%	18%	<b>99</b>	<b>64%</b>	<b>18%</b>
Age 18 - 22	295	65%	12%	<b>295</b>	<b>65%</b>	<b>12%</b>
Age 23 - 28	4	0%	75%	<b>4</b>	<b>0%</b>	<b>75%</b>
<b>Total</b>	<b>398</b>	<b>64%</b>	<b>14%</b>	<b>398</b>	<b>64%</b>	<b>14%</b>

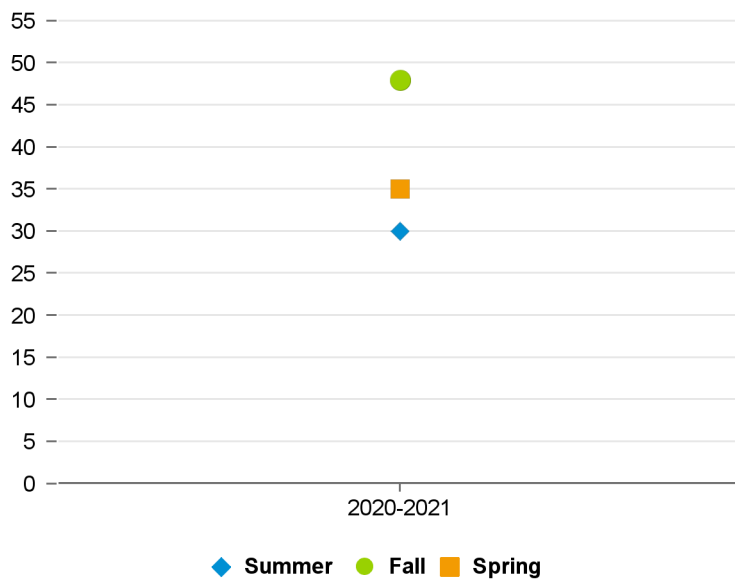
## Success and Retention by Gender

		Enrollments	Success Rate	Withdrawal Rate
2019-2020	Female	157	54.8%	24.8%
2019-2020	Male	234	71.4%	6.4%
2019-2020	Unreported	7	42.9%	28.6%
<b>2019-2020</b>	<b>Total</b>	<b>398</b>	<b>64.3%</b>	<b>14.1%</b>

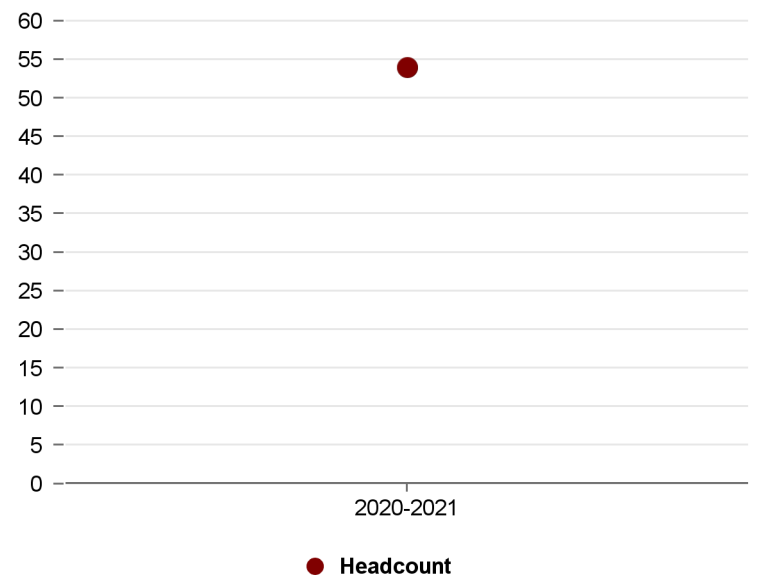
## Unduplicated Headcount by Term

	2020-2021
Summer	30
Fall	48
Spring	35
<b>Total</b>	<b>54</b>

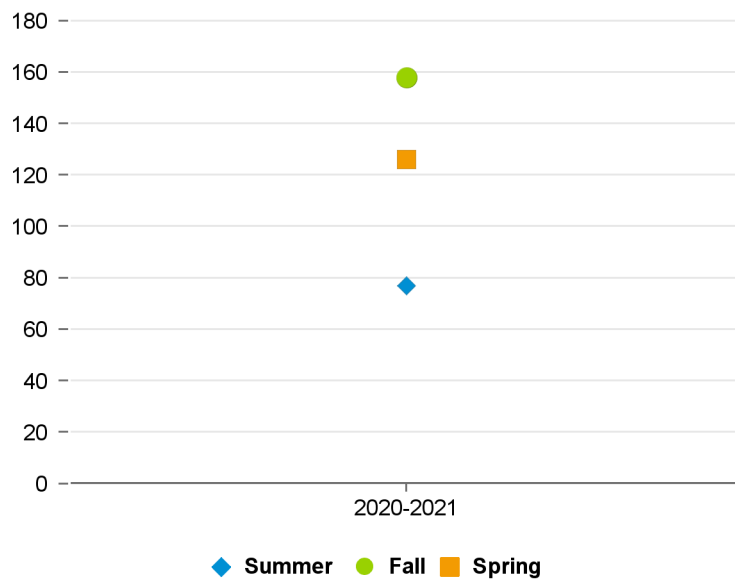
Term Headcount



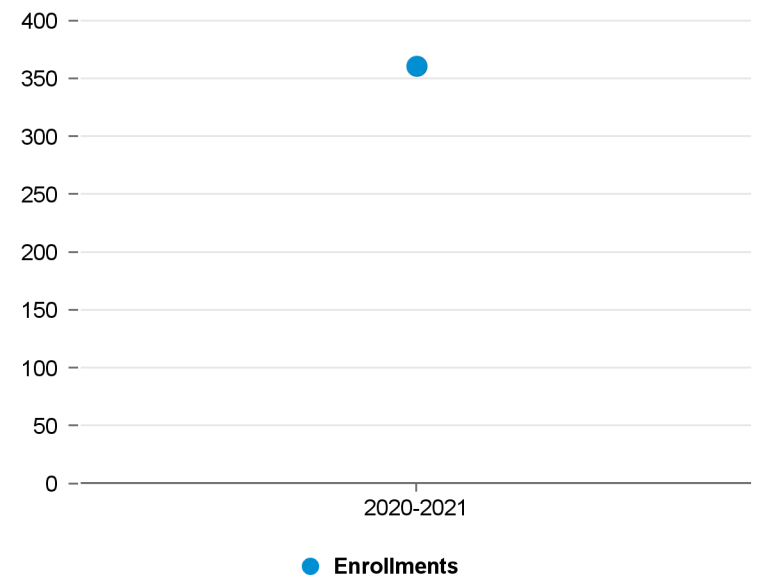
Annual Headcount



Term Enrollments

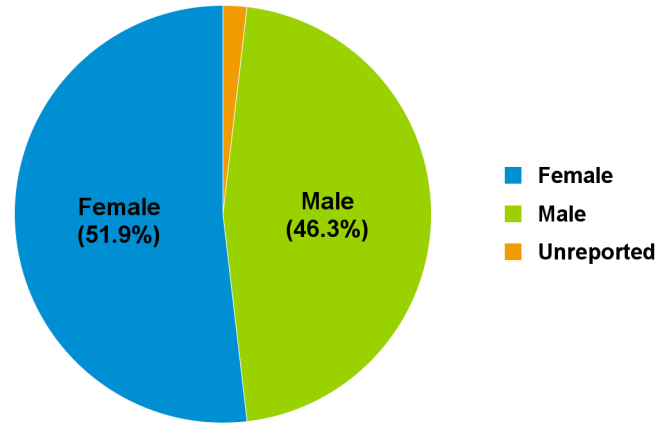


Annual Enrollments



## Unduplicated Headcount by Gender and Ethnicity

	Female		Male		Unreported	
<b>2020-2021</b>	28	51.9%	25	46.3%	1	1.9%
<b>Total</b>	<b>28</b>		<b>25</b>		<b>1</b>	



	2020-2021	
<b>Asian</b>	2	3.7%
<b>Filipino</b>	2	3.7%
<b>Hispanic/Latino</b>	2	3.7%
<b>Pacific Islander</b>	46	85.2%
<b>Unreported</b>	1	1.9%
<b>Multiraces</b>	1	1.9%
<b>Total:</b>	<b>54</b>	



## Unduplicated Headcount by Age

	2020-2021	
Age Under 18	2	3.7%
Age 18 - 22	49	90.7%
Age 23 - 28	3	5.6%
<b>Total</b>	<b>54</b>	

## Unduplicated Headcount by Goal

	2020-2021	
Degree/Transfer	53	98.1%
Exploratory	1	1.9%
<b>Total</b>	<b>54</b>	

**Annual Success and Retention**

	<b>Enrollments</b>	<b>Success Count</b>	<b>Success Rate</b>	<b>Withdrawal Rate</b>
2020-2021	284	199	70.1%	3.9%
<b>Total</b>	<b>284</b>	<b>199</b>	<b>70.1%</b>	<b>3.9%</b>

**Term Success and Retention**

	<b>Enrollments</b>	<b>Success Count</b>	<b>Success Rate</b>	<b>Withdrawal Rate</b>
Fall 2020	158	115	72.8%	2.5%
Spring 2021	126	84	66.7%	5.6%
<b>Total</b>	<b>284</b>	<b>199</b>	<b>70.1%</b>	<b>3.9%</b>



**Success and Retention by Ethnicity**

	2020-2021			Total		
	E n r o l l m e n t	S u c c e s s	W i t h d r a w a l	E n r o l l m e n t	S u c c e s s	W i t h d r a w a l
<b>Asian</b>	14	93%	0%	<b>14</b>	<b>93%</b>	<b>0%</b>
<b>Filipino</b>	6	100%	0%	<b>6</b>	<b>100%</b>	<b>0%</b>
<b>Hispanic/Latino</b>	6	83%	0%	<b>6</b>	<b>83%</b>	<b>0%</b>
<b>Pacific Islander</b>	255	68%	4%	<b>255</b>	<b>68%</b>	<b>4%</b>
<b>Unreported</b>	2	50%	50%	<b>2</b>	<b>50%</b>	<b>50%</b>
<b>Multiraces</b>	1	100%	0%	<b>1</b>	<b>100%</b>	<b>0%</b>
<b>Total</b>	<b>284</b>	<b>70%</b>	<b>4%</b>	<b>284</b>	<b>70%</b>	<b>4%</b>

**MANA - CSM PROGRAM REVIEW (Excludes Summer)**



**Success and Retention by Age**

	2020-2021			Total		
	E n r o l l m e n t	S u c c e s s	W i t h d r a w a l	E n r o l l m e n t	S u c c e s s	W i t h d r a w a l
Age Under 18	8	88%	0%	8	88%	0%
Age 18 - 22	255	71%	4%	255	71%	4%
Age 23 - 28	21	48%	5%	21	48%	5%
<b>Total</b>	<b>284</b>	<b>70%</b>	<b>4%</b>	<b>284</b>	<b>70%</b>	<b>4%</b>

## Success and Retention by Gender

		Enrollments	Success Rate	Withdrawal Rate
2020-2021	Female	156	70.5%	1.3%
2020-2021	Male	127	69.3%	7.1%
2020-2021	Unreported	1	100.0%	0.0%
<b>2020-2021</b>	<b>Total</b>	<b>284</b>	<b>70.1%</b>	<b>3.9%</b>