

## Alumni Analysis

There are 27 alumni represented

### Active Selections

Institution	Canada College,College of San Mateo,Skyline College
Program of Study	Electrical, Electronics and Communications Engineering (14.10),Electrical, Electronic and Communications Engineering Technology/Technician (15.0303),Electrical/Electronics Maintenance and Repair Technology (47.01)
Degree Level	All
Year of Graduation	2015-2021

62%

Percent reporting employment within a year of graduation.

Source: Burning Glass Analysis of Social Profiles

33%

Percent employed **in their field of study** within a year of graduation ⓘ

Source: Burning Glass Analysis of Social Profiles

54%

Percent currently working in field of study

Source: Burning Glass Analysis of Social Profiles

## Top Current Occupations

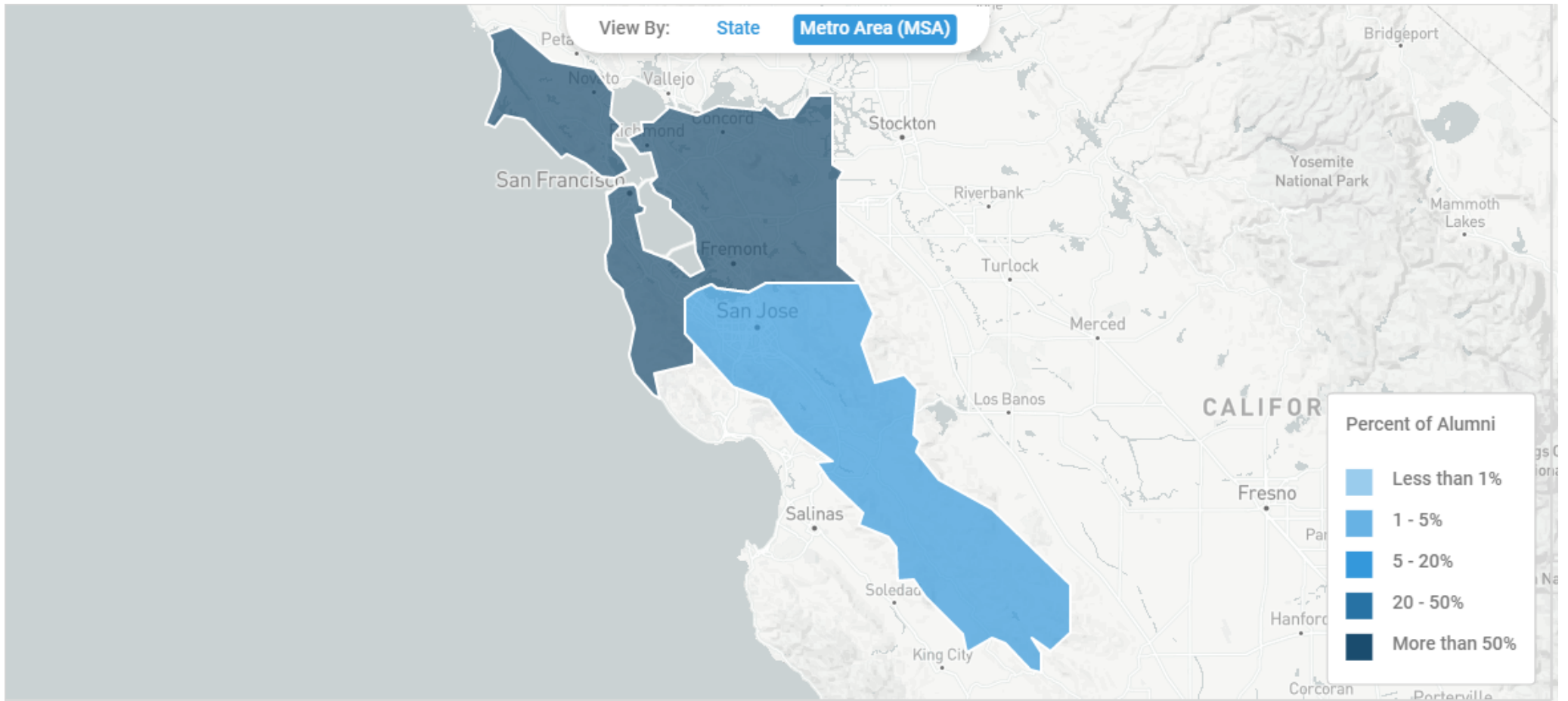
Currently displaying: Burning Glass, Occupation

Alumni Current Occupation	Percent Of Alumni Working In Occupation
Sales Representative	8.3%
Computer Support Specialist	8.3%
Electrical Engineer	8.3%
Waiter / Waitress	4.2%
Maintenance / Service Supervisor	4.2%
Biomedical Engineer	4.2%
General Engineering Technician / Technologist	4.2%
Laborer / Warehouse Worker	4.2%
Production Worker	4.2%
Test Technician	4.2%



= occupation is within alumni's field of study

# Current Place of Residence



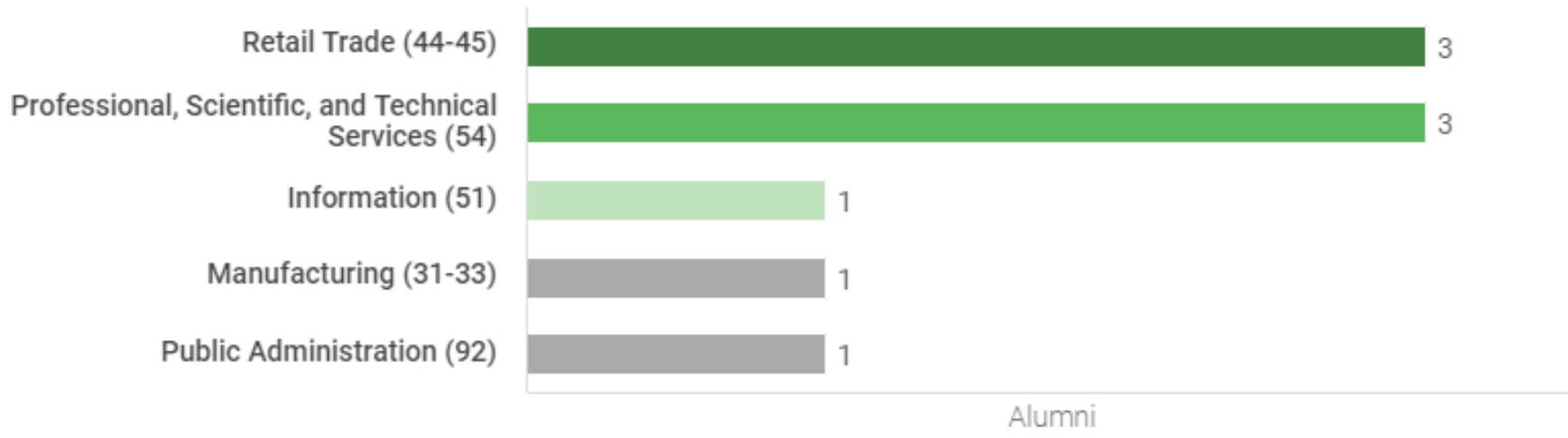
100%  
In-State

0%  
Out-of-State (US)

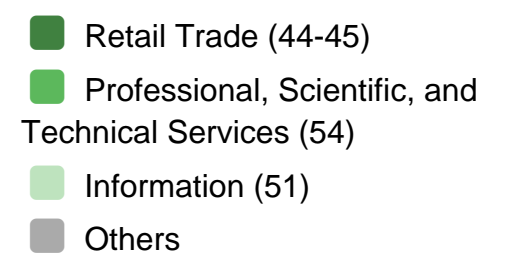
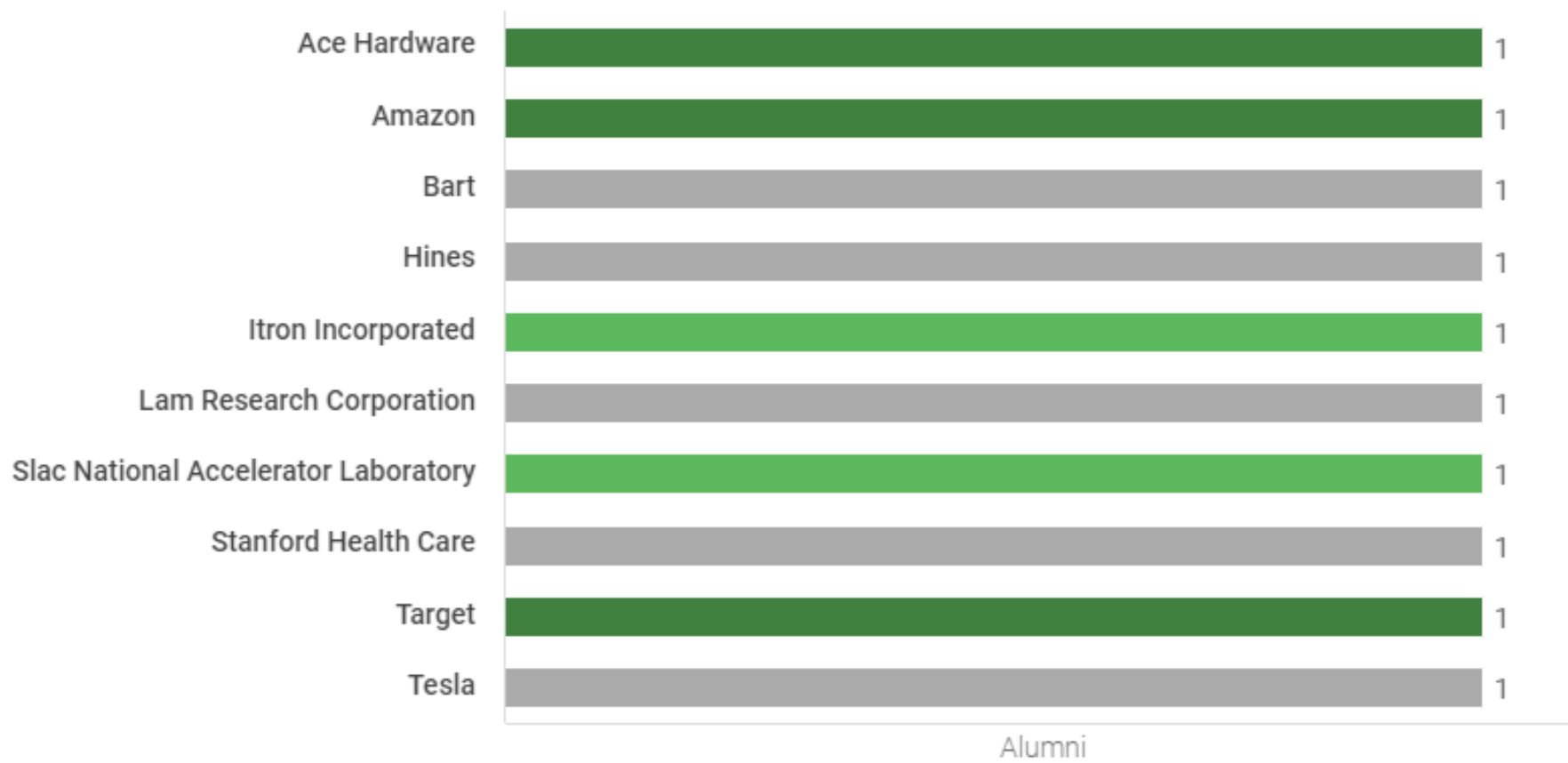
0%  
International

## Top Industries

Currently displaying: 2-digit NAICS



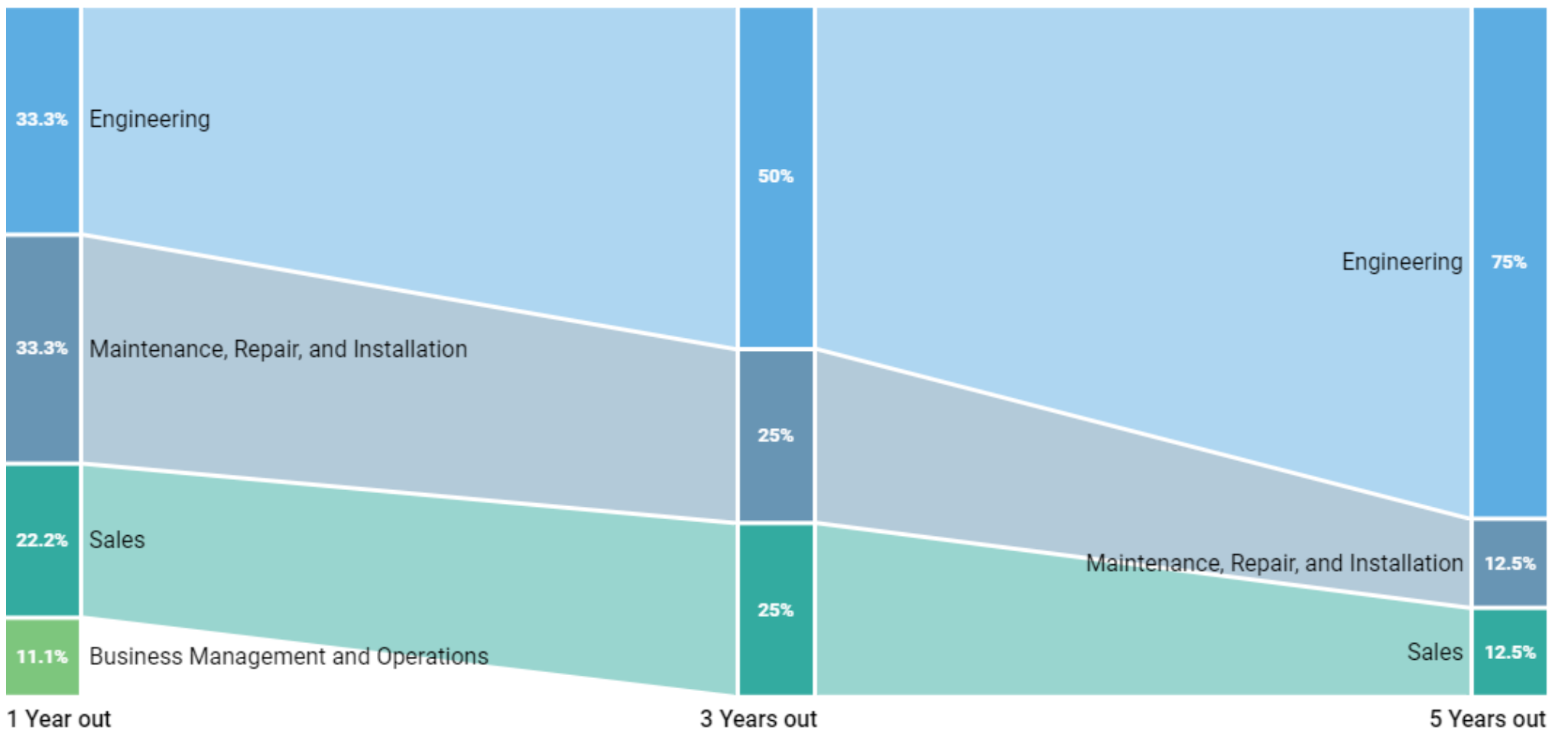
## Top Employers



# Career Outcomes - Overview

Currently displaying: Burning Glass

This chart shows the occupation families that alumni were employed in at 1, 3, and 5 years after graduation.



## Further Education

Out of 27 alumni tracked, 22% pursued further education. These charts allow you to view the degree levels and programs pursued as well as which institutions alumni attended.

## Degree Level



## Program of Study



## Institution

Institution	Number of Alumni
San Jose State University	2 (33.3%)
California State University-Sacramento	1 (16.7%)
University of California-Los Angeles	1 (16.7%)
San Francisco State University	1 (16.7%)

## Alumni Analysis

There are 13 alumni represented

### Active Selections

Institution	College of San Mateo
Program of Study	Electrical, Electronics and Communications Engineering (14.10),Electrical, Electronic and Communications Engineering Technology/Technician (15.0303),Electrical/Electronics Maintenance and Repair Technology (47.01)
Degree Level	All
Year of Graduation	2015-2021

45%

Percent reporting employment within a year of graduation.

Source: Burning Glass Analysis of Social Profiles

45%

Percent employed **in their field of study** within a year of graduation ⓘ

Source: Burning Glass Analysis of Social Profiles

69%

Percent currently working in field of study

Source: Burning Glass Analysis of Social Profiles

## Top Current Occupations

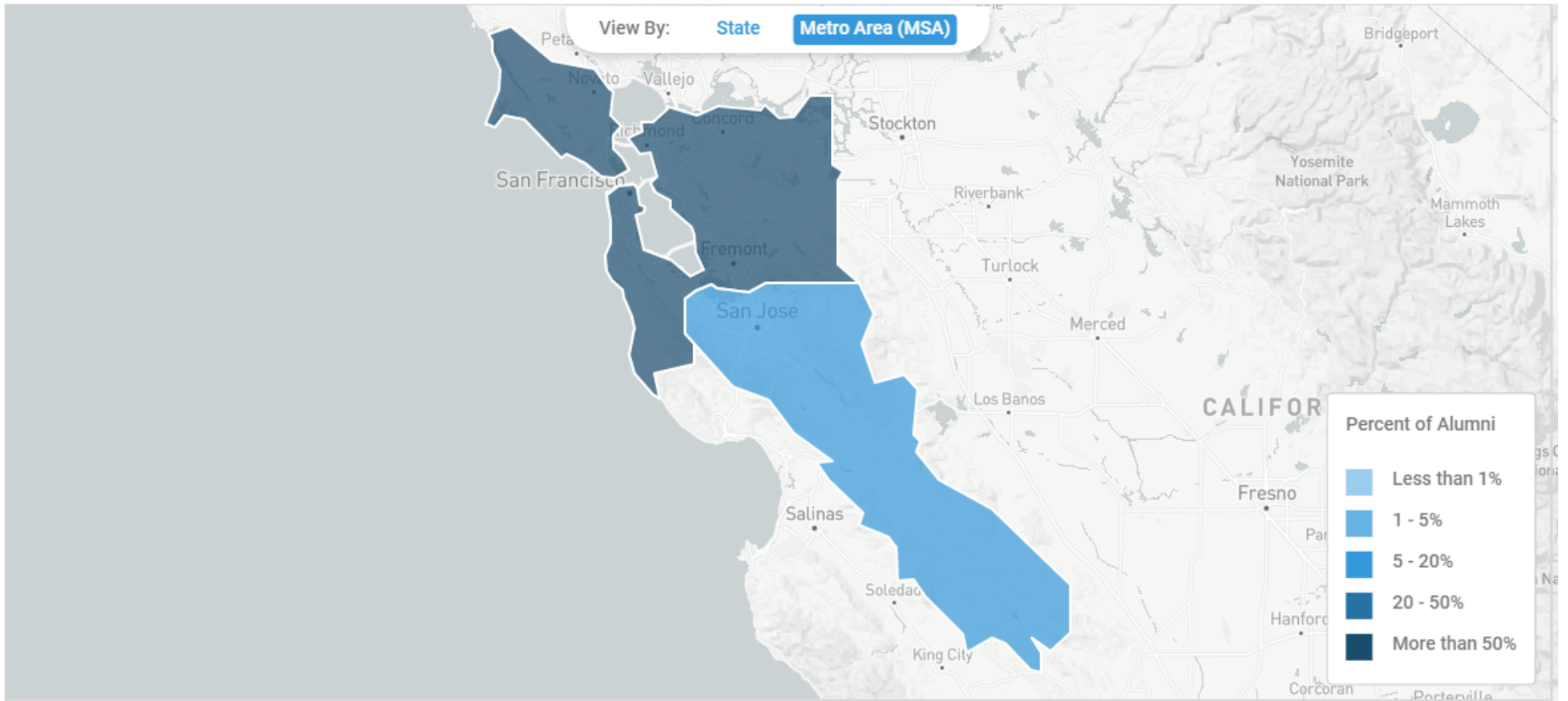
Currently displaying: Burning Glass, Occupation

Alumni Current Occupation	Percent Of Alumni Working In Occupation
Waiter / Waitress	9.1%
Computer Support Specialist	9.1%
Maintenance / Service Supervisor	9.1%
General Engineering Technician / Technologist	9.1%
Laborer / Warehouse Worker	9.1%
Production Worker	9.1%
Test Technician	9.1%
Electrical and Electronics Technician	9.1%
Field Service Technician	9.1%
Van / Taxi / Shuttle Driver	9.1%



= occupation is within alumni's field of study

# Current Place of Residence



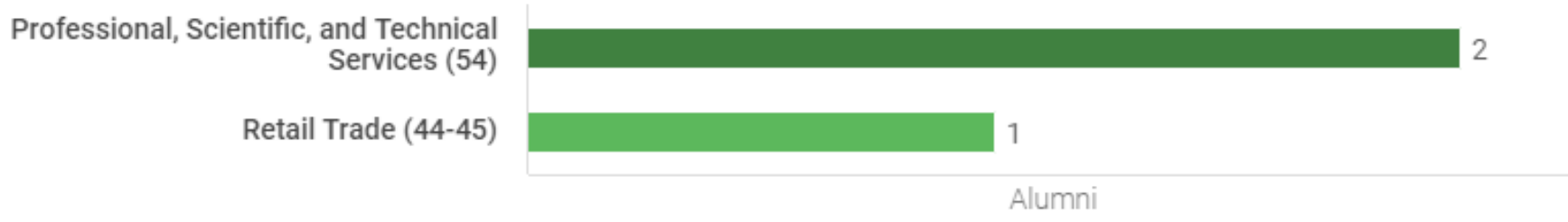
100%  
In-State

0%  
Out-of-State (US)

0%  
International

## Top Industries

Currently displaying: 2-digit NAICS



## Top Employers



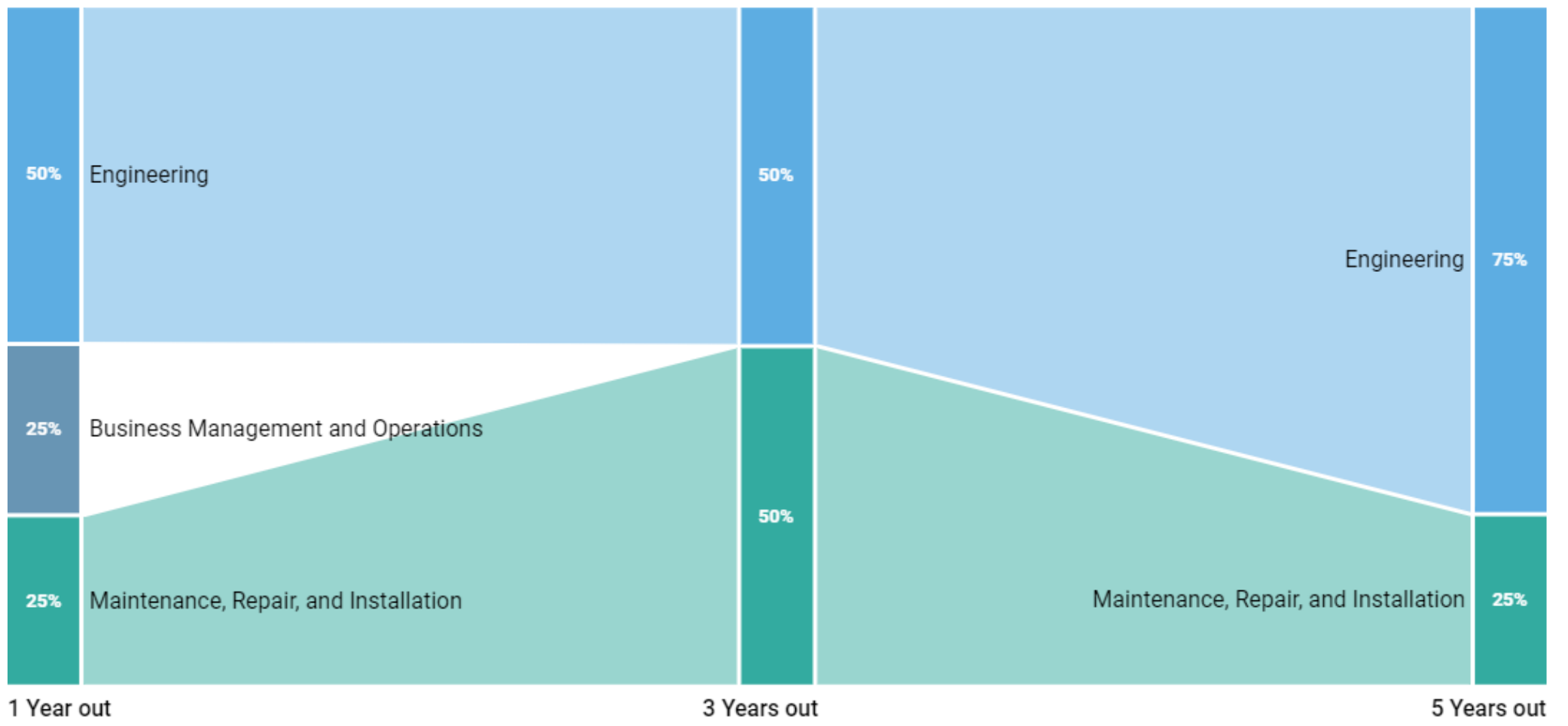
- Professional, Scientific, and Technical Services (54)
- Retail Trade (44-45)
- Others



# Career Outcomes - Overview

Currently displaying: Burning Glass


This chart shows the occupation families that alumni were employed in at 1, 3, and 5 years after graduation.



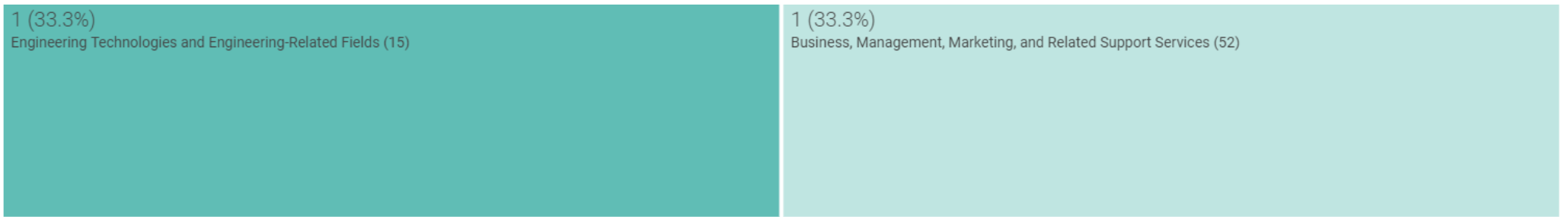
## Further Education

Out of 13 alumni tracked, 23% pursued further education. These charts allow you to view the degree levels and programs pursued as well as which institutions alumni attended.

### Degree Level



### Program of Study



### Institution

Institution	Number of Alumni
California State University-Sacramento	1 (33.3%)
San Francisco State University	1 (33.3%)

## Alumni Analysis

There are 9 alumni represented

### Active Selections

Institution	Skyline College
Program of Study	Electrical, Electronics and Communications Engineering (14.10)
Degree Level	All
Year of Graduation	2015-2021

86%

Percent reporting employment within a year of graduation.

Source: Burning Glass Analysis of Social Profiles

29%

Percent employed **in their field of study** within a year of graduation ⓘ

Source: Burning Glass Analysis of Social Profiles



38%

Percent currently working in field of study

Source: Burning Glass Analysis of Social Profiles

## Top Current Occupations

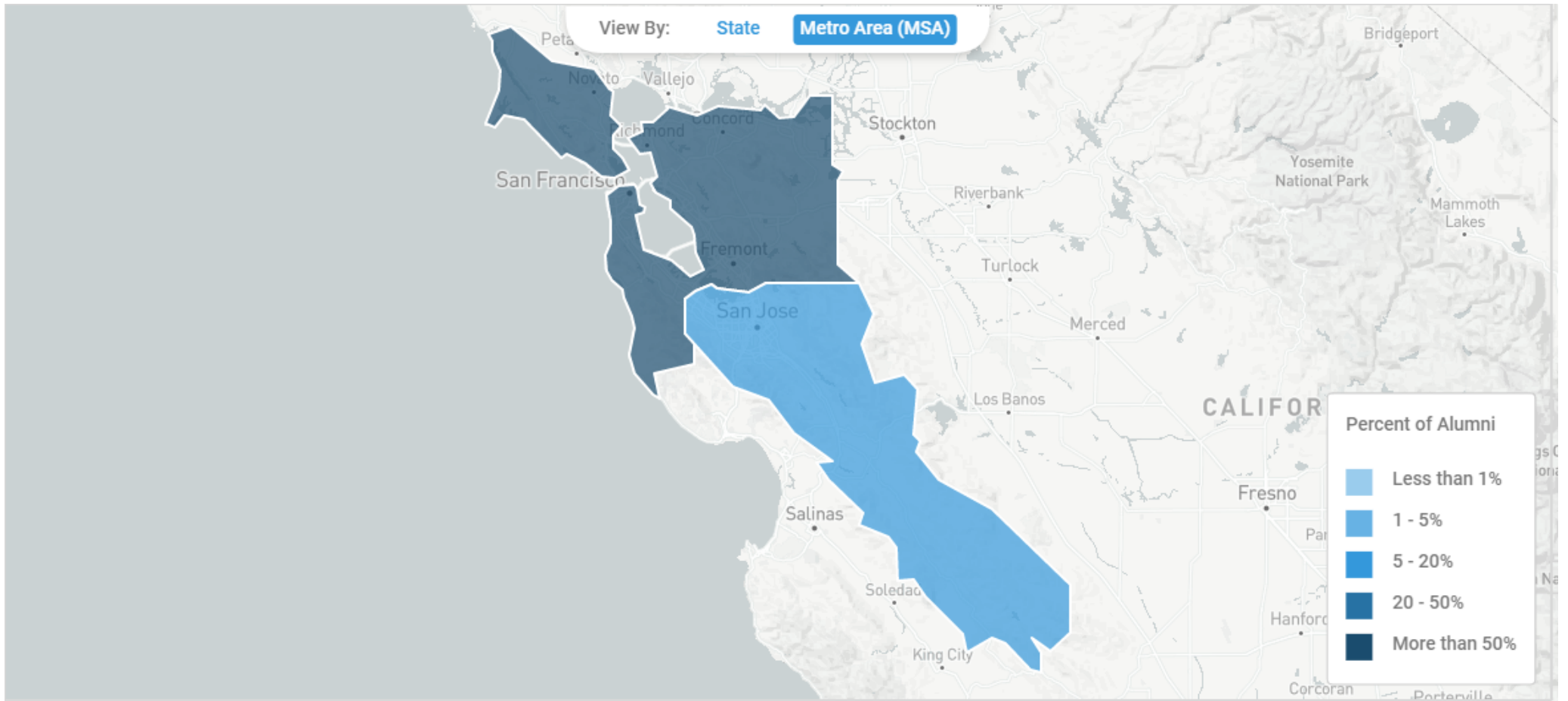
Currently displaying: Burning Glass, Occupation

Alumni Current Occupation	Percent Of Alumni Working In Occupation
Sales Representative	12.5%
Biomedical Engineer 	12.5%
Entertainment / Recreation Attendant	12.5%
Electrical Engineer 	12.5%



= occupation is within alumni's field of study

# Current Place of Residence




100%  
In-State

0%  
Out-of-State (US)

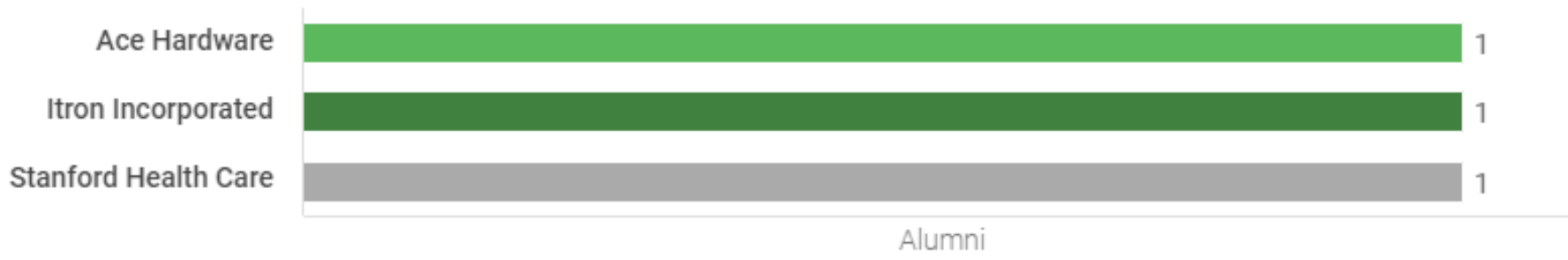
0%  
International

## Top Industries

Currently displaying: 2-digit NAICS



## Top Employers

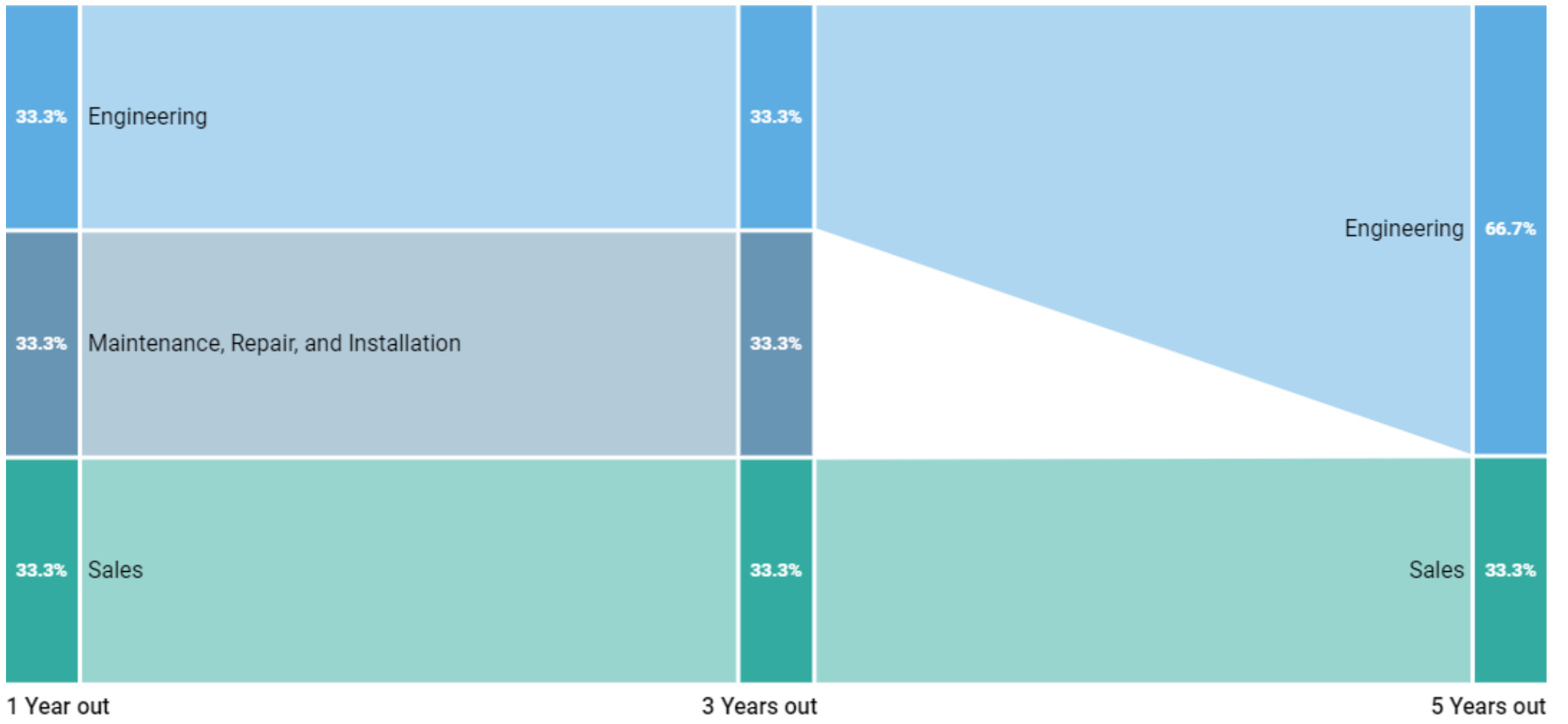


- Professional, Scientific, and Technical Services (54)
- Retail Trade (44-45)
- Information (51)
- Others

# Career Outcomes - Overview

Currently displaying: Burning Glass

This chart shows the occupation families that alumni were employed in at 1, 3, and 5 years after graduation.



## Further Education

Out of 9 alumni tracked, 22% pursued further education. These charts allow you to view the degree levels and programs pursued as well as which institutions alumni attended.

### Degree Level

2 (100%)  
Bachelor's Degree

### Program of Study

2 (100%)  
Engineering (14)

### Institution

Institution	Number of Alumni
San Jose State University	2 (100.0%)

## Alumni Analysis

There are 5 alumni represented

### Active Selections

Institution	Canada College
Program of Study	Electrical, Electronics and Communications Engineering (14.10)
Degree Level	All
Year of Graduation	2015-2021

67%

Percent reporting employment within a year of graduation.

Source: Burning Glass Analysis of Social Profiles

0%

Percent employed **in their field of study** within a year of graduation ⓘ

Source: Burning Glass Analysis of Social Profiles



40%

Percent currently working in field of study

Source: Burning Glass Analysis of Social Profiles

## Top Current Occupations

Currently displaying: Burning Glass, Occupation

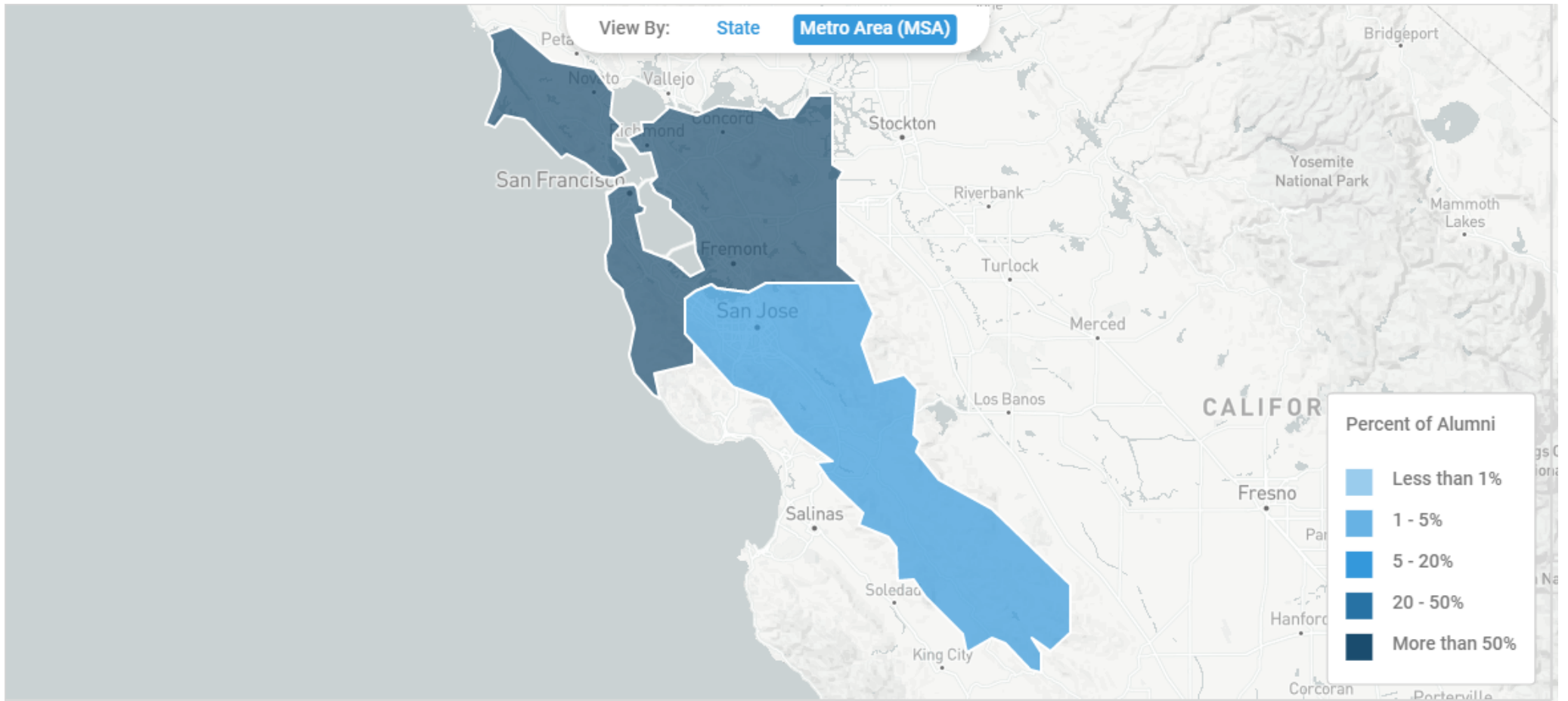
Alumni Current Occupation	Percent Of Alumni Working In Occupation
Sales Representative	20.0%
Computer Support Specialist 	20.0%
Electrical Engineer 	20.0%



= occupation is within alumni's field of study



# Current Place of Residence



100%  
In-State

0%  
Out-of-State (US)

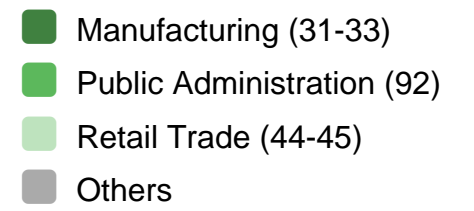
0%  
International

## Top Industries

Currently displaying: 2-digit NAICS



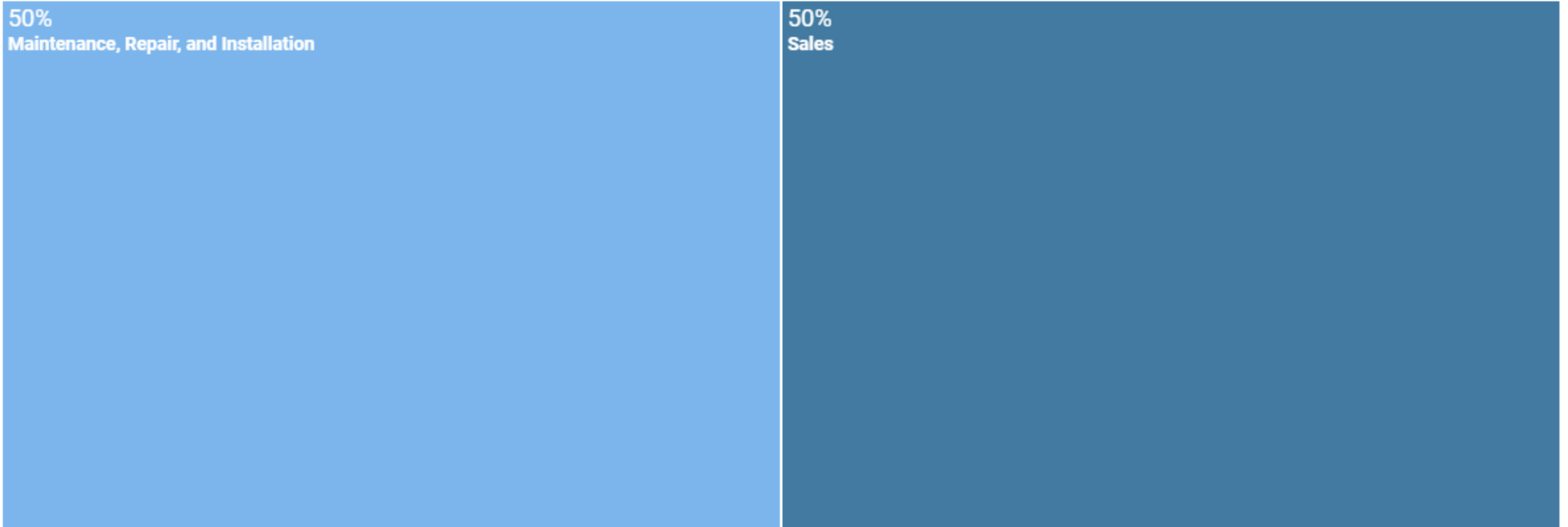
## Top Employers



## Career Outcomes - 1 Year Out

Currently displaying: Burning Glass

This chart shows the occupation families that alumni were employed in 1 year after graduation.



## Further Education

Out of 5 alumni tracked, 20% pursued further education. These charts allow you to view the degree levels and programs pursued as well as which institutions alumni attended.

### Degree Level

1 (100%)  
Bachelor's Degree

### Program of Study

1 (100%)  
Engineering (14)

### Institution

Institution	Number of Alumni
University of California-Los Angeles	1 (100.0%)