

Certification Analysis

Active Selections

San Mateo, CA, San Francisco, CA, Santa Clara, CA, Contra Costa, CA, Alameda, CA, Certified Dental Assistant

Certification Metrics

Job Postings

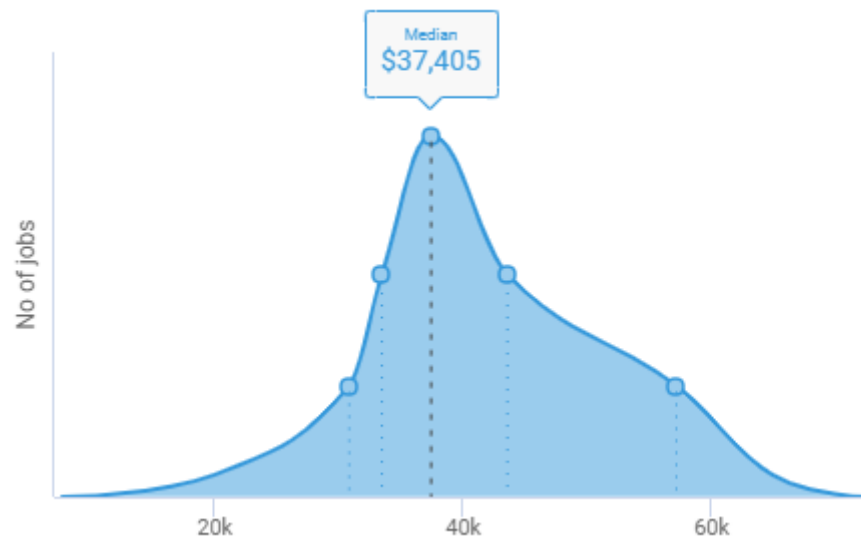
Last 12 Months



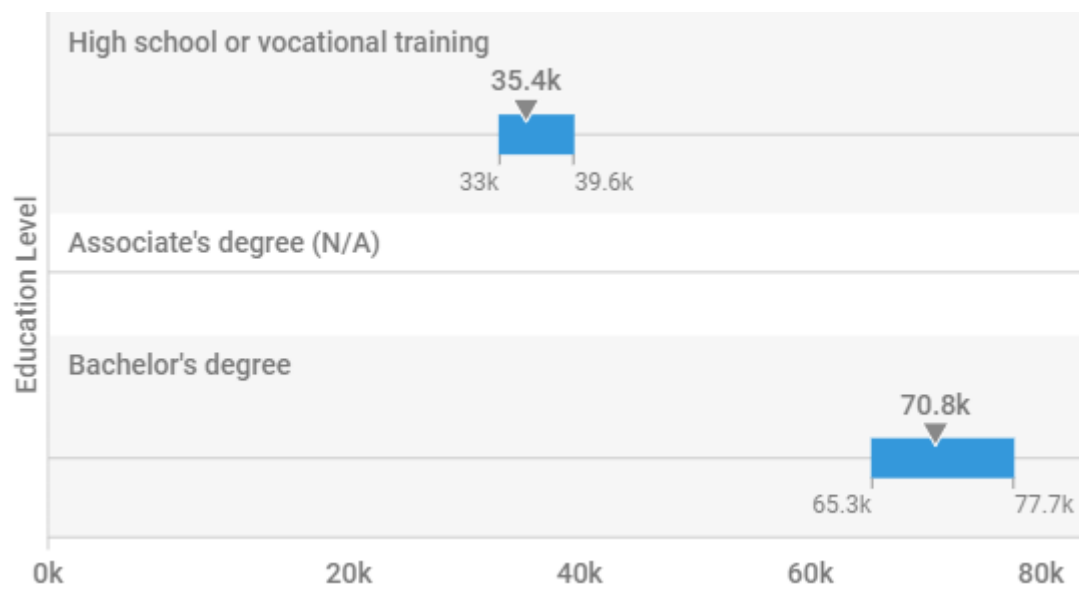
Location Quotient



Salary Overall

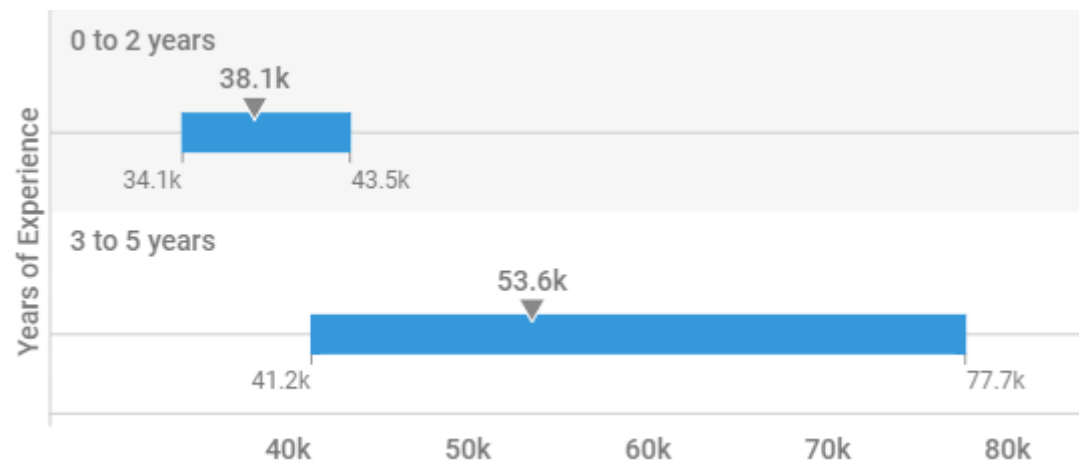


Salary By Education



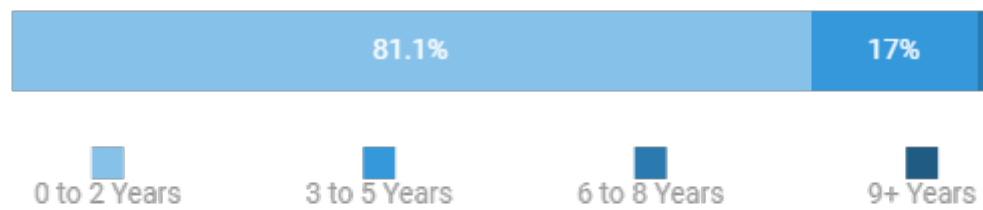
Salary distribution is not shown for education levels with insufficient sample size

Salary By Experience

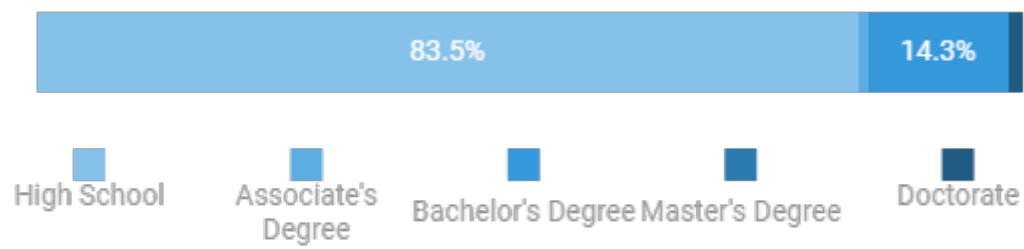


Salary distribution is not shown for experience levels with insufficient sample size

Years of Experience



Education Level



Top Occupations Requesting Certification(s)

Occupation	Associated Education Level
Dental Assistant	High school or vocational
Vocational Education Instructor	Bachelor's
Healthcare Administrator	Bachelor's
Medical Secretary	High school or vocational
Medical Office / Practice Manager	High school or vocational
Office / Administrative Assistant	Bachelor's
Building and General Maintenance Technician	High school or vocational
College Professor / Instructor	NA
Audiologist	NA
Dental Laboratory Technician	High school or vocational

Certification Taxonomy

Certification Group	Job Postings
Dental	1,542
Certification	Job Postings
Dental Hygienist Certification	932
Certified Dental Assistant	450
Radiation Safety Certification	125
Certified Orthodontic Assistant	15
Licensed Orthodontist	8
Certified Dental Technician	6
Nitrous Oxide Certification	3
Radiation Safety Certified	3

Top Occupations

Specialized Occupation	Total Job Postings (Last 12 Months)	Job Postings Requesting Certification(s)(#)	Job Postings Requesting Certification(s)(%)	Occupation Projected Growth (10 Years)	Associated Education Level
Dental Assistant	4,272	351	8.2%	+11.8%	High school or vocational training
Vocational Education Instructor	1,793	18	1.0%	+4.4%	Bachelor's degree
Medical Secretary	6,027	12	0.2%	+20.3%	High school or vocational training
Clinical Supervisor / Manager	2,510	10	0.4%	+18.8%	Bachelor's degree
Dental Office Manager	173	4	2.3%	+8.5%	High school or vocational training
Building and General Maintenance Technician	10,730	3	0.0%	+18.8%	High school or vocational training
College Professor / Instructor	5,495	3	0.1%	+14.8%	NA
Healthcare Administrator	4,431	3	0.1%	+16.9%	Bachelor's degree
Audiologist	195	3	1.5%	+11.3%	NA
Dental Laboratory Technician	182	3	1.6%	+13.8%	High school or vocational training

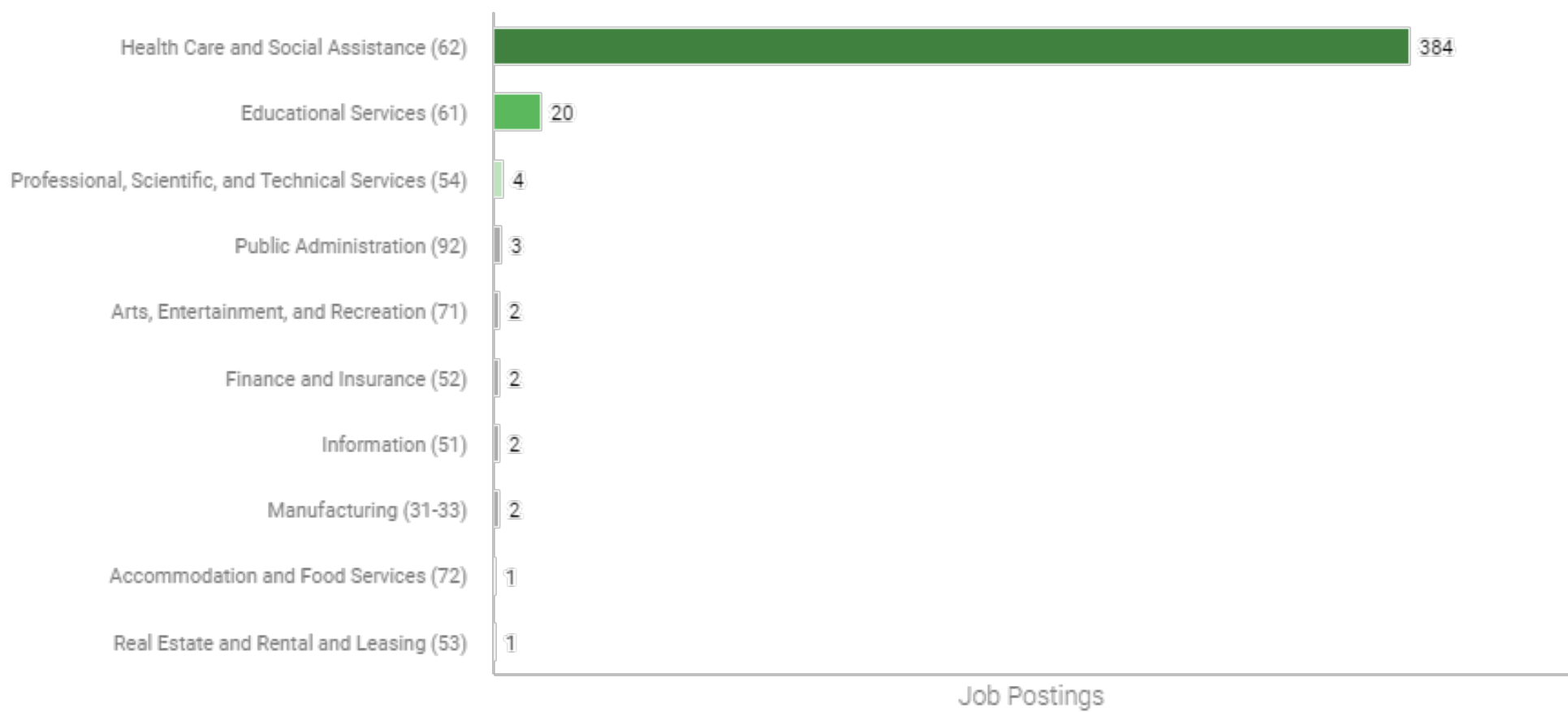
Top Co-occurring Skills

	Skill	Job Postings
1	X-Rays	355
2	Dentistry	212
3	Cardiopulmonary Resuscitation (CPR)	132
4	Radiology	103
5	Infection Control	97
6	Patient Care	93
7	Cleaning	77
8	Orthodontics	76
9	Oral Hygiene	68
10	Front Office	67

Currently displaying: Specialized

Top Industries

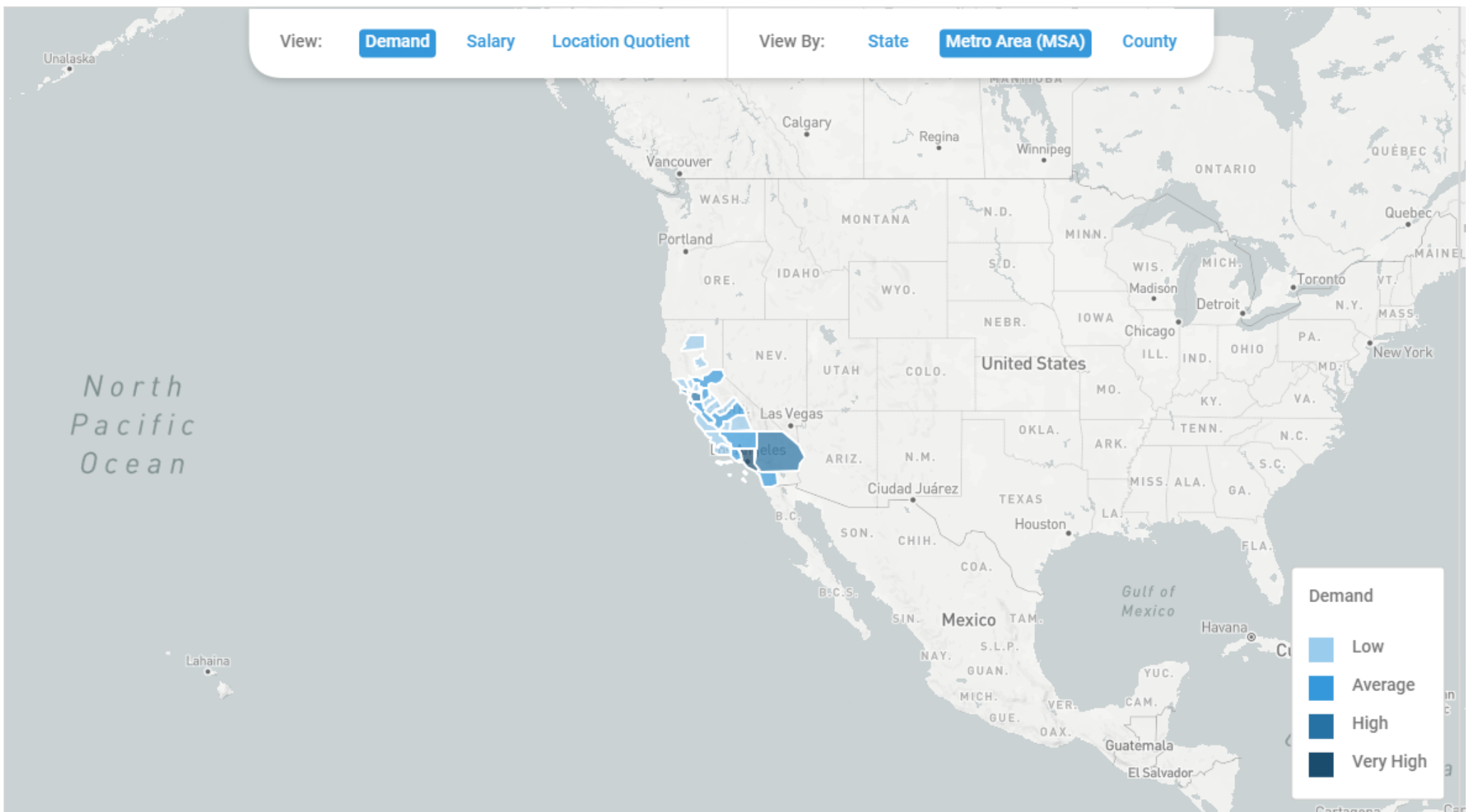
Currently displaying: 2digit











Top Employers



Top Locations



Metro Area (MSA)	Job Postings (Last 12 Months)	Median Salary	Location Quotient
Los Angeles-Long Beach-Anaheim, CA	891	\$34k	0.9 
San Francisco-Oakland-Hayward, CA	329	\$38k	0.6 
Riverside-San Bernardino-Ontario, CA	211	\$33k	0.9 
San Diego-Carlsbad, CA	185	\$34k	0.6 
Sacramento--Roseville--Arden-Arcade, CA	166	\$34k	0.9 
San Jose-Sunnyvale-Santa Clara, CA	151	\$37k	0.6 
Fresno, CA	65	\$30k	1.2 
Oxnard-Thousand Oaks-Ventura, CA	51	\$34k	0.8 
Stockton-Lodi, CA	49	\$31k	1.1 
Bakersfield, CA	43	\$32k	1.1 