

Alumni Analysis

There are 15 alumni represented

Active Selections

Institution	Canada College, College of San Mateo, Skyline College
Program of Study	Cosmetology/Cosmetologist, General (12.0401)
Degree Level	All
Year of Graduation	2015-2021

71%

Percent reporting employment within a year of graduation.

Source: Burning Glass Analysis of Social Profiles

50%

Percent employed **in their field of study** within a year of graduation ⓘ

Source: Burning Glass Analysis of Social Profiles

27%

Percent currently working in field of study

Source: Burning Glass Analysis of Social Profiles

Top Current Occupations

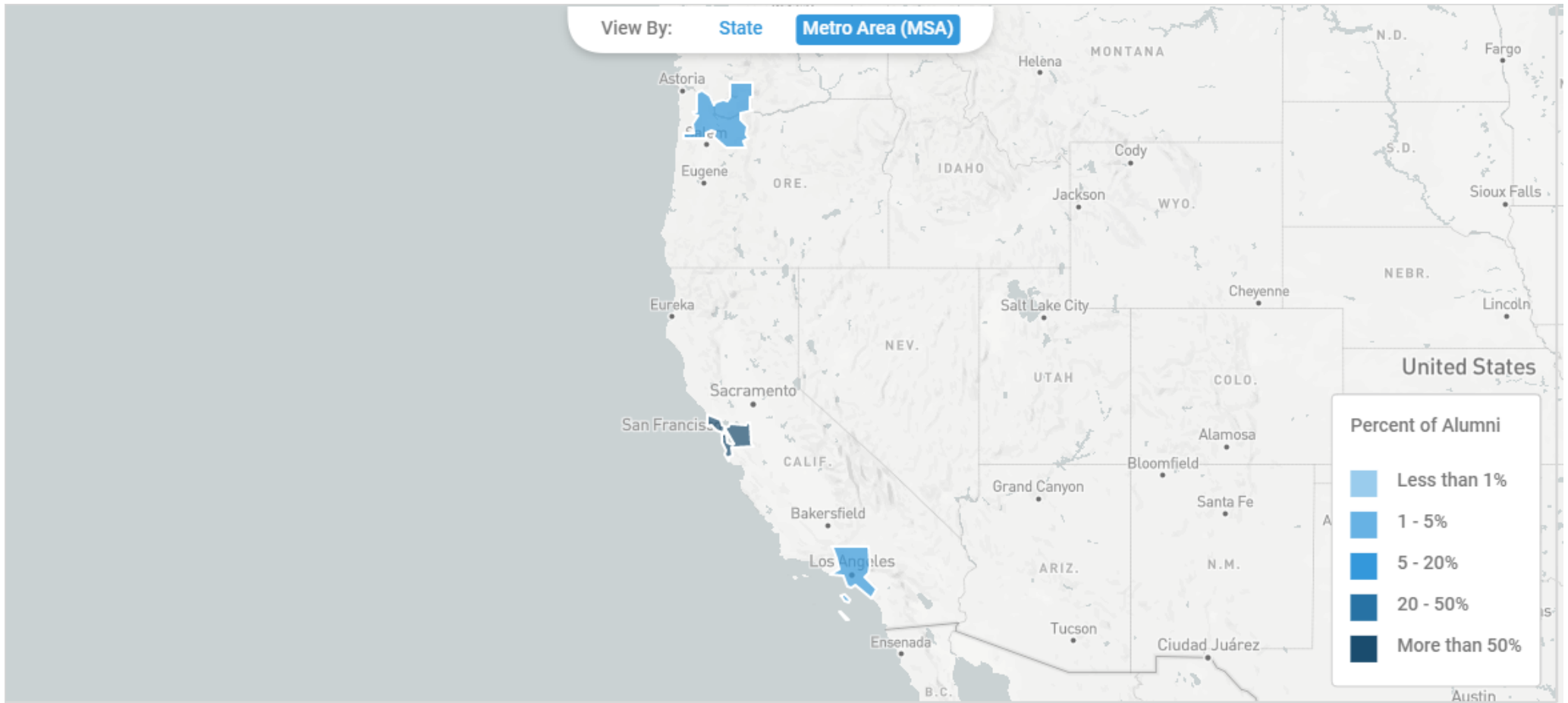
Currently displaying: Burning Glass, Occupation

Alumni Current Occupation	Percent Of Alumni Working In Occupation
Barber / Hair Stylist / Cosmetologist 🚩	15.4%
Host / Hostess 🚩	7.7%
Product Demonstrator	7.7%
Owner/Founder/Partner	7.7%
Food Service Team Member 🚩	7.7%
Retail Store Manager / Supervisor	7.7%
Hotel Desk Clerk	7.7%



= occupation is within alumni's field of study

Current Place of Residence




93%
In-State

7%
Out-of-State (US)

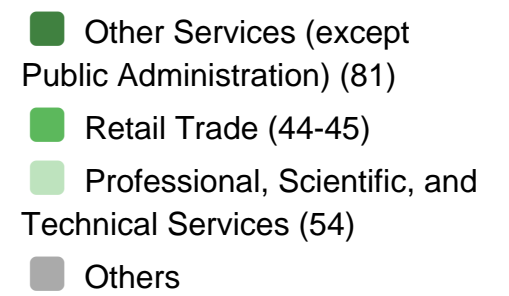
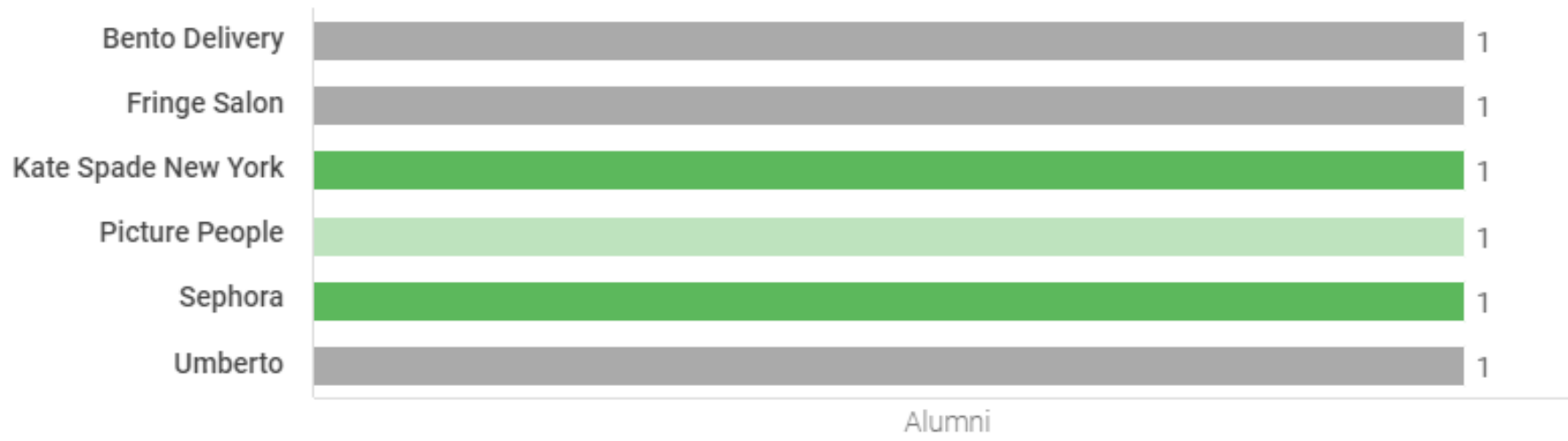
0%
International

Top Industries

Currently displaying: 2-digit NAICS



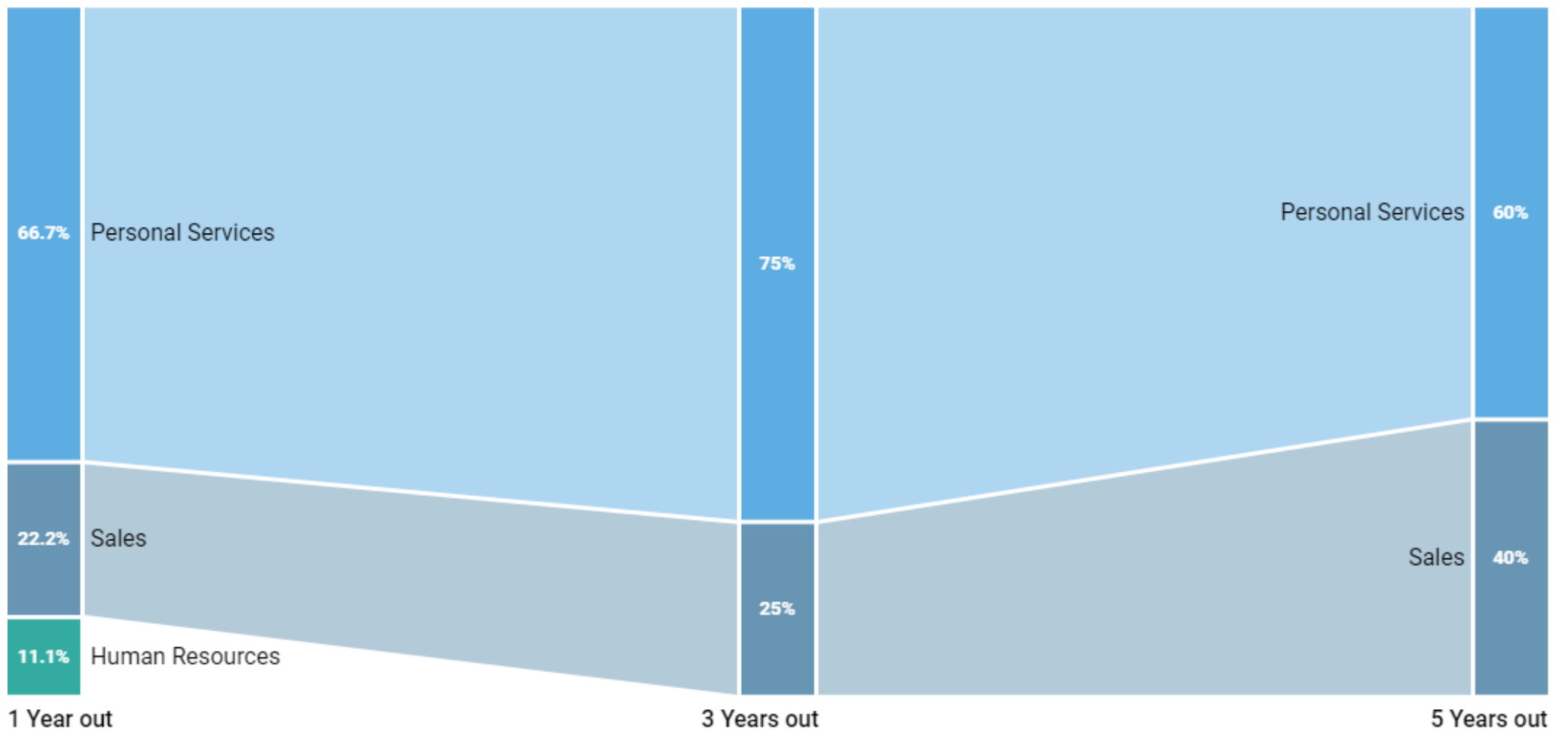
Top Employers



Career Outcomes - Overview

Currently displaying: Burning Glass

This chart shows the occupation families that alumni were employed in at 1, 3, and 5 years after graduation.



Degree Level

No data available for this report with your selected filters.

Program of Study

No data available for this report with your selected filters.

Institution

No data available for this report with your selected filters.

Alumni Analysis

There are 8 alumni represented

Active Selections

Institution	College of San Mateo
Program of Study	Cosmetology/Cosmetologist, General (12.0401)
Degree Level	All
Year of Graduation	2015-2021

63%

Percent reporting employment within a year of graduation.

Source: Burning Glass Analysis of Social Profiles

38%

Percent employed **in their field of study** within a year of graduation ⓘ

Source: Burning Glass Analysis of Social Profiles

25%

Percent currently working in field of study

Source: Burning Glass Analysis of Social Profiles

Top Current Occupations

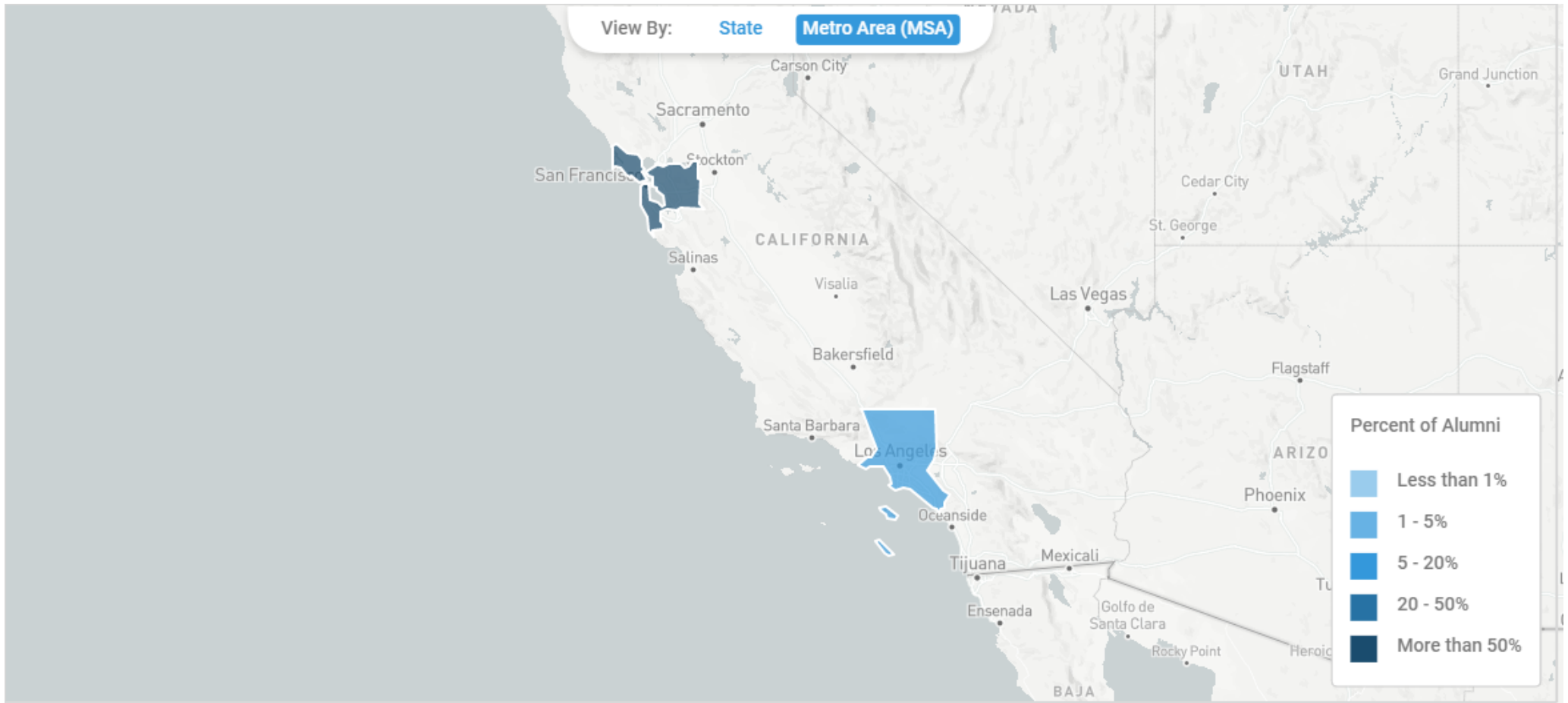
Currently displaying: Burning Glass, Occupation

Alumni Current Occupation	Percent Of Alumni Working In Occupation
Host / Hostess 🚩	12.5%
Barber / Hair Stylist / Cosmetologist 🚩	12.5%
Retail Store Manager / Supervisor	12.5%
Hotel Desk Clerk	12.5%



= occupation is within alumni's field of study

Current Place of Residence



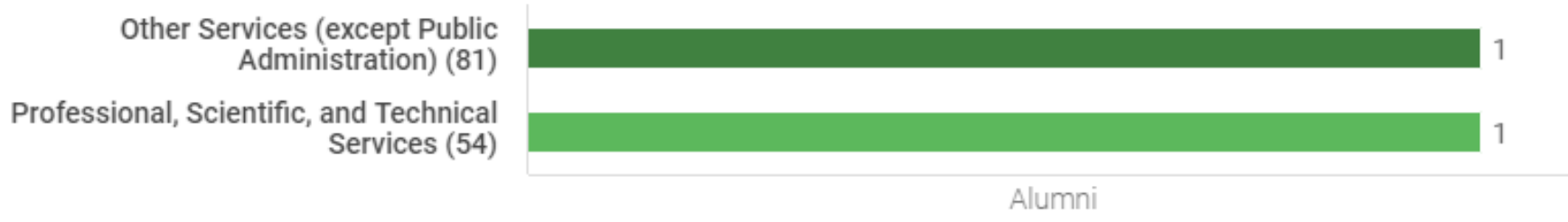
100%
In-State

0%
Out-of-State (US)

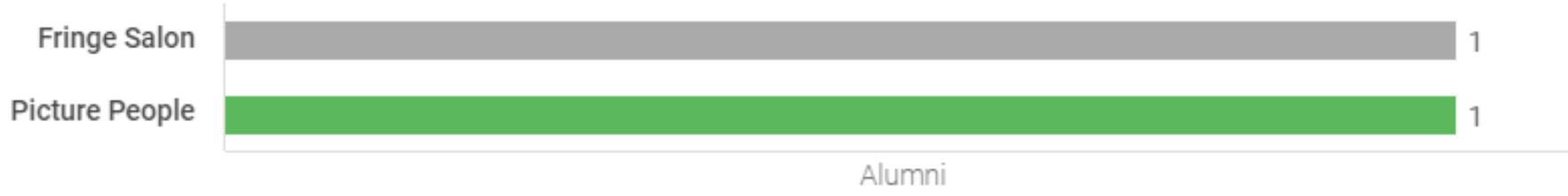
0%
International

Top Industries

Currently displaying: 2-digit NAICS



Top Employers

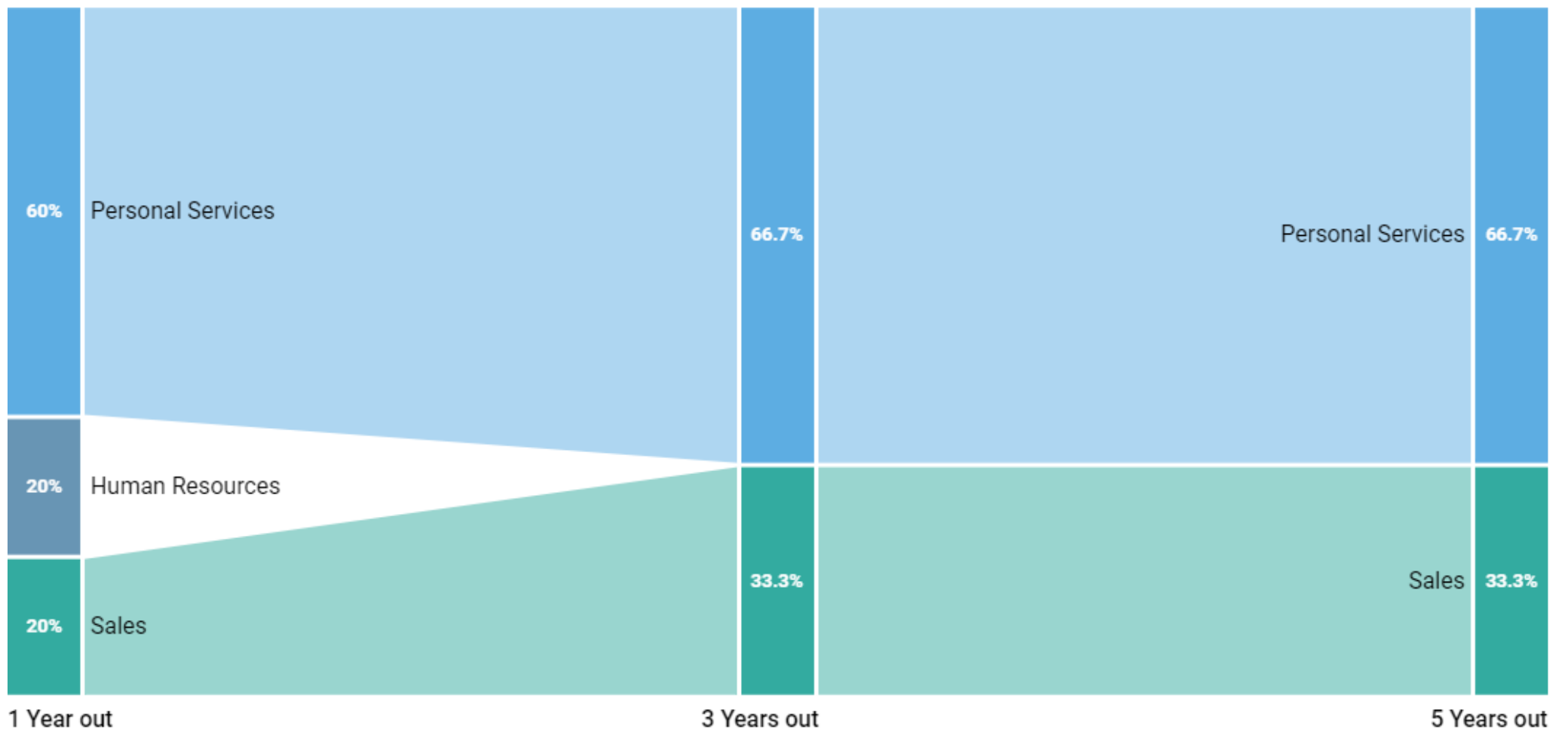


- Other Services (except Public Administration) (81)
- Professional, Scientific, and Technical Services (54)
- Others

Career Outcomes - Overview

Currently displaying: Burning Glass

This chart shows the occupation families that alumni were employed in at 1, 3, and 5 years after graduation.



Degree Level

No data available for this report with your selected filters.

Program of Study

No data available for this report with your selected filters.

Institution

No data available for this report with your selected filters.

Alumni Analysis

There are 7 alumni represented

Active Selections

Institution	Skyline College
Program of Study	Cosmetology/Cosmetologist, General (12.0401)
Degree Level	All
Year of Graduation	2015-2021

83%

Percent reporting employment within a year of graduation.

Source: Burning Glass Analysis of Social Profiles

67%

Percent employed **in their field of study** within a year of graduation ⓘ

Source: Burning Glass Analysis of Social Profiles



29%

Percent currently working in field of study

Source: Burning Glass Analysis of Social Profiles

Top Current Occupations

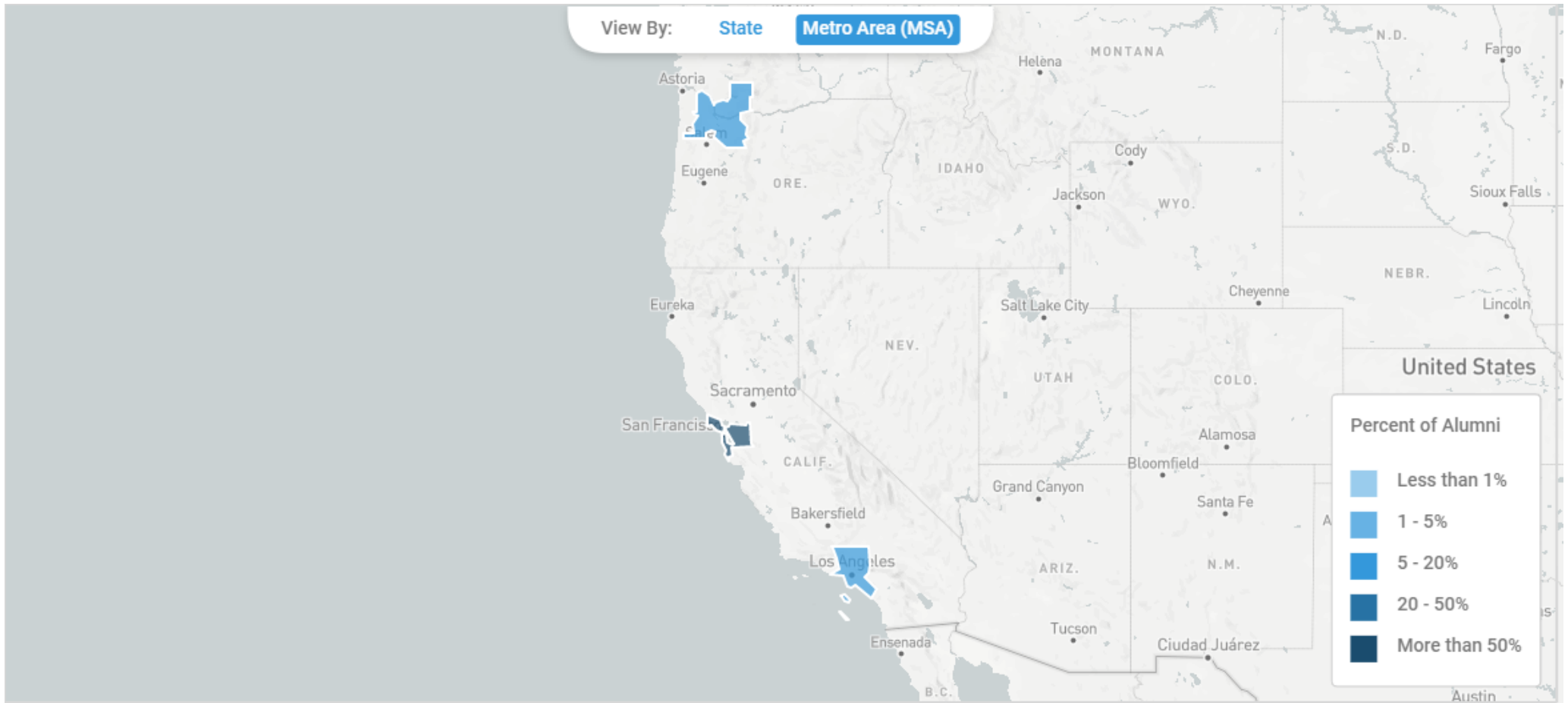
Currently displaying: Burning Glass, Occupation

Alumni Current Occupation	Percent Of Alumni Working In Occupation
Product Demonstrator	20.0%
Barber / Hair Stylist / Cosmetologist 	20.0%
Owner/Founder/Partner	20.0%
Food Service Team Member 	20.0%



= occupation is within alumni's field of study

Current Place of Residence



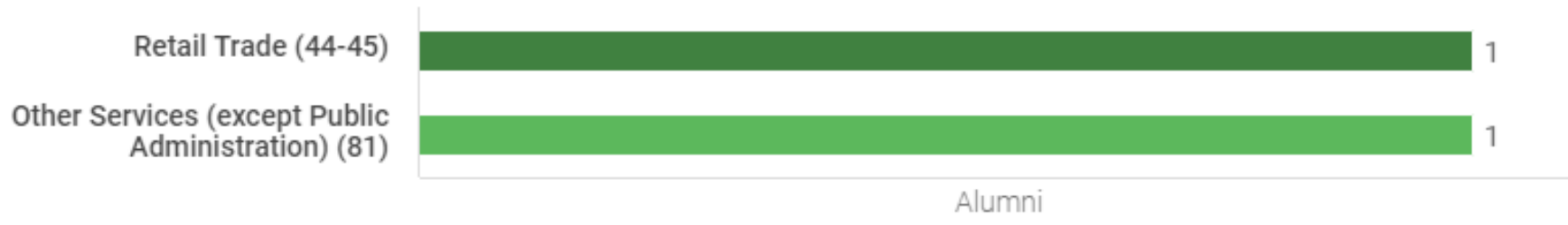
86%
In-State

14%
Out-of-State (US)

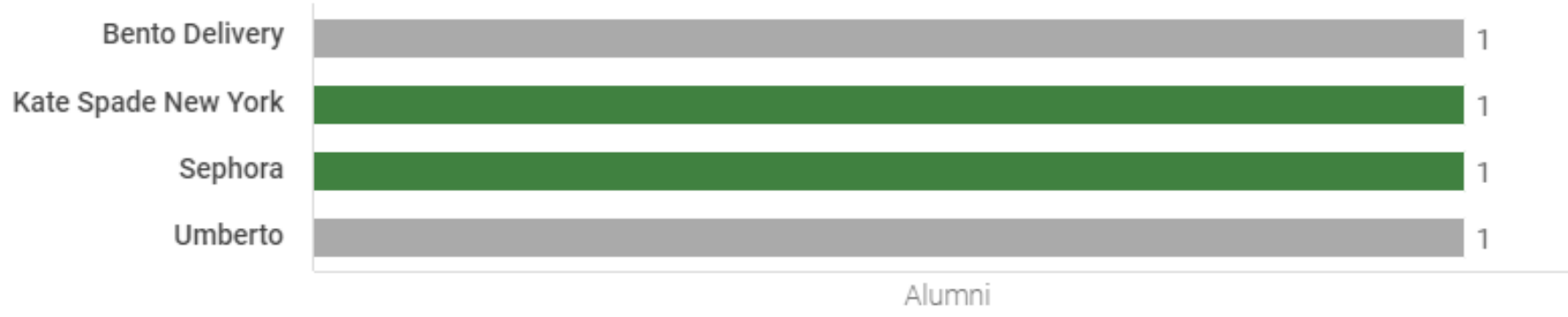
0%
International

Top Industries

Currently displaying: 2-digit NAICS



Top Employers

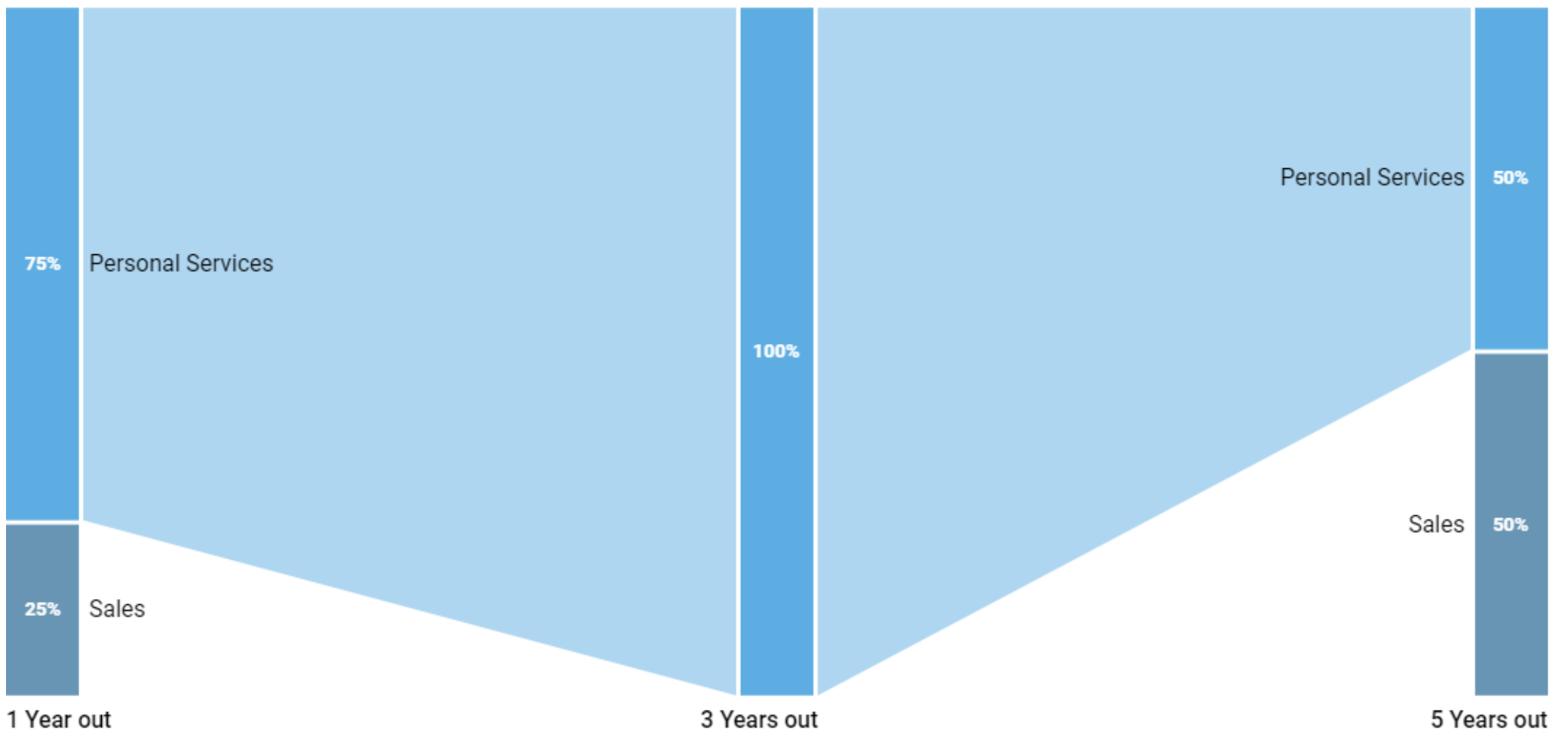


- Retail Trade (44-45)
- Other Services (except Public Administration) (81)
- Others

Career Outcomes - Overview

Currently displaying: Burning Glass

This chart shows the occupation families that alumni were employed in at 1, 3, and 5 years after graduation.



Degree Level

No data available for this report with your selected filters.

Program of Study

No data available for this report with your selected filters.

Institution

No data available for this report with your selected filters.