

## Certification Analysis

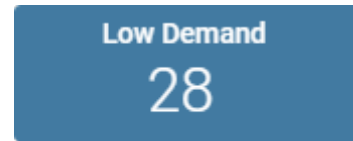
### Active Selections

San Mateo, CA, San Francisco, CA, Santa Clara, CA, Alameda, CA, Contra Costa, CA, Certified Building Inspector, Certified Residential Building Inspector

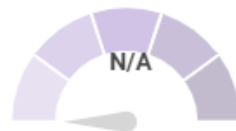
## Certification Metrics

### Job Postings

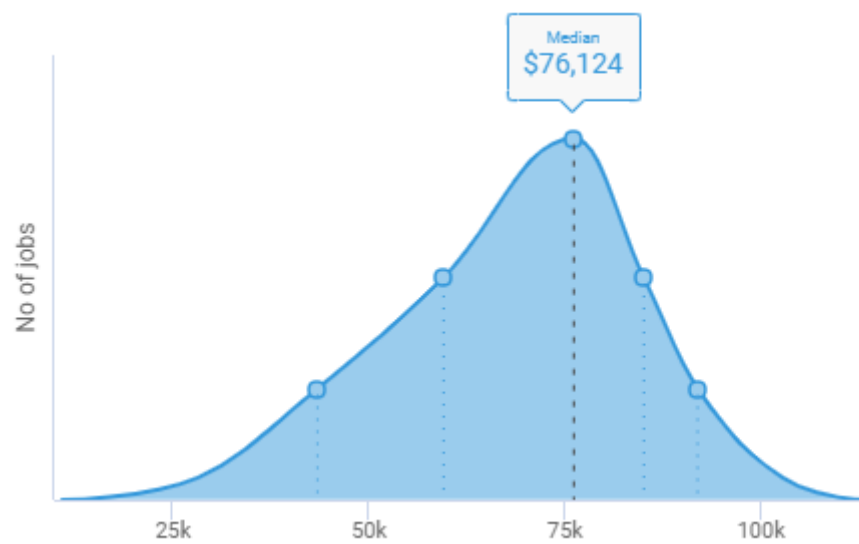
Last 12 Months



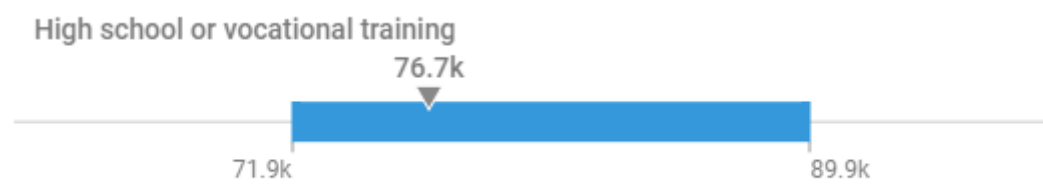
### Location Quotient



## Salary Overall



## Salary By Education



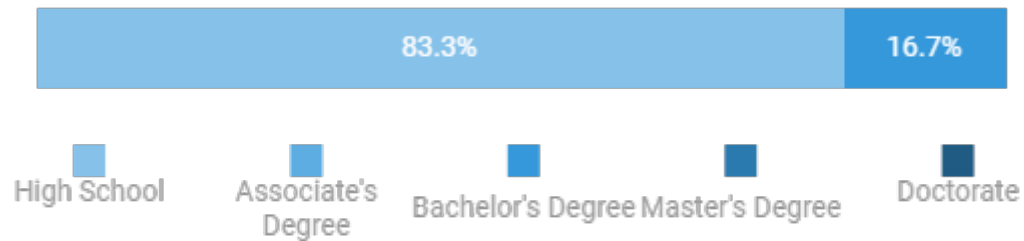
Salary distribution is not shown for education levels with insufficient sample size

## Salary By Experience

## Years of Experience

No data available for this report with your selected filters.

## Education Level



## Top Occupations Requesting Certification(s)

Occupation	Associated Education Level
Construction / Building Inspector	High school or vocational
Recruiter	NA
Customer Service Representative	Bachelor's
Environmental Technician	NA
Construction Manager	NA
Facilities Manager	High school or vocational
Administrative Supervisor	NA
Animal Control Officer	NA

## Certification Taxonomy

Certification Group	Job Postings
Building and Construction Inspection	99
<b>Certification</b>	<b>Job Postings</b>
Certified Building Inspector	28
Bpi Building Analyst	22
Certified Plans Examiner	14
Certified Lead Inspector	13
Certified Home Inspector	7
Home Inspection	7
Certified Building Official	6
Certified Crane Inspector	2

## Top Occupations

Specialized Occupation	Total Job Postings (Last 12 Months)	Job Postings Requesting Certification(s)(#)	Job Postings Requesting Certification(s)(%)	Occupation Projected Growth (10 Years)	Associated Education Level
Construction / Building Inspector	516	15	2.9%	+6.2%	High school or vocational training
Senior Recruiter	762	3	0.4%	+10.5%	NA
Customer Service Representative (General)	16,233	2	0.0%	+1.0%	Bachelor's degree
Environmental Technician	550	2	0.4%	+17.9%	NA
Technical Recruiter	2,005	1	0.0%	+13.8%	NA
Facilities Manager	1,923	1	0.1%	+8.3%	High school or vocational training
Construction Manager	1,908	1	0.1%	+11.4%	NA
Administrative Supervisor	712	1	0.1%	+3.2%	NA
Animal Control Officer	68	1	1.5%	+2.6%	NA

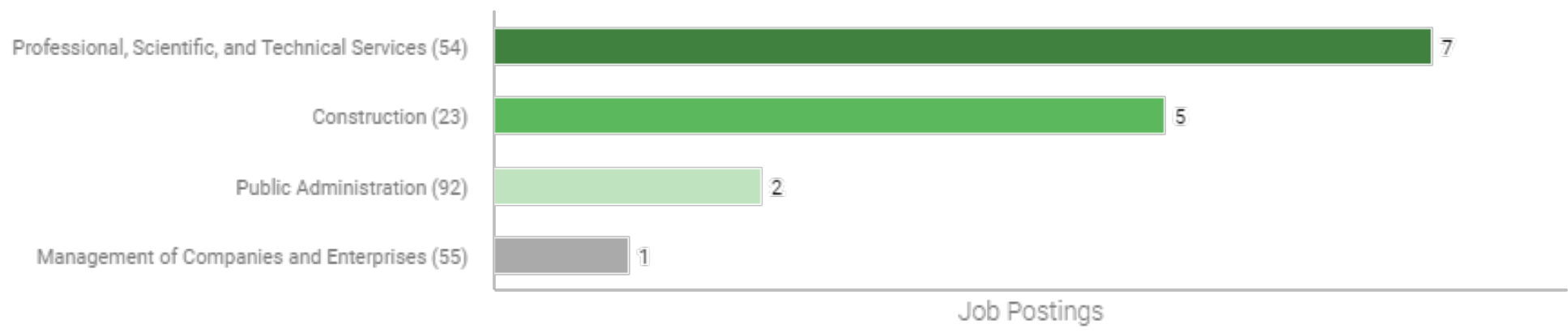
## Top Co-occurring Skills

	Skill	Job Postings
1	Plumbing	14
2	Building Inspection	12
3	Building Codes	10
4	Customer Service	10
5	Repair	10
6	Vaccination	8
7	Remodeling	7
8	Electrical Work	6
9	New Construction	6
10	California Public Employees' Retirement System (CalPERS)	5

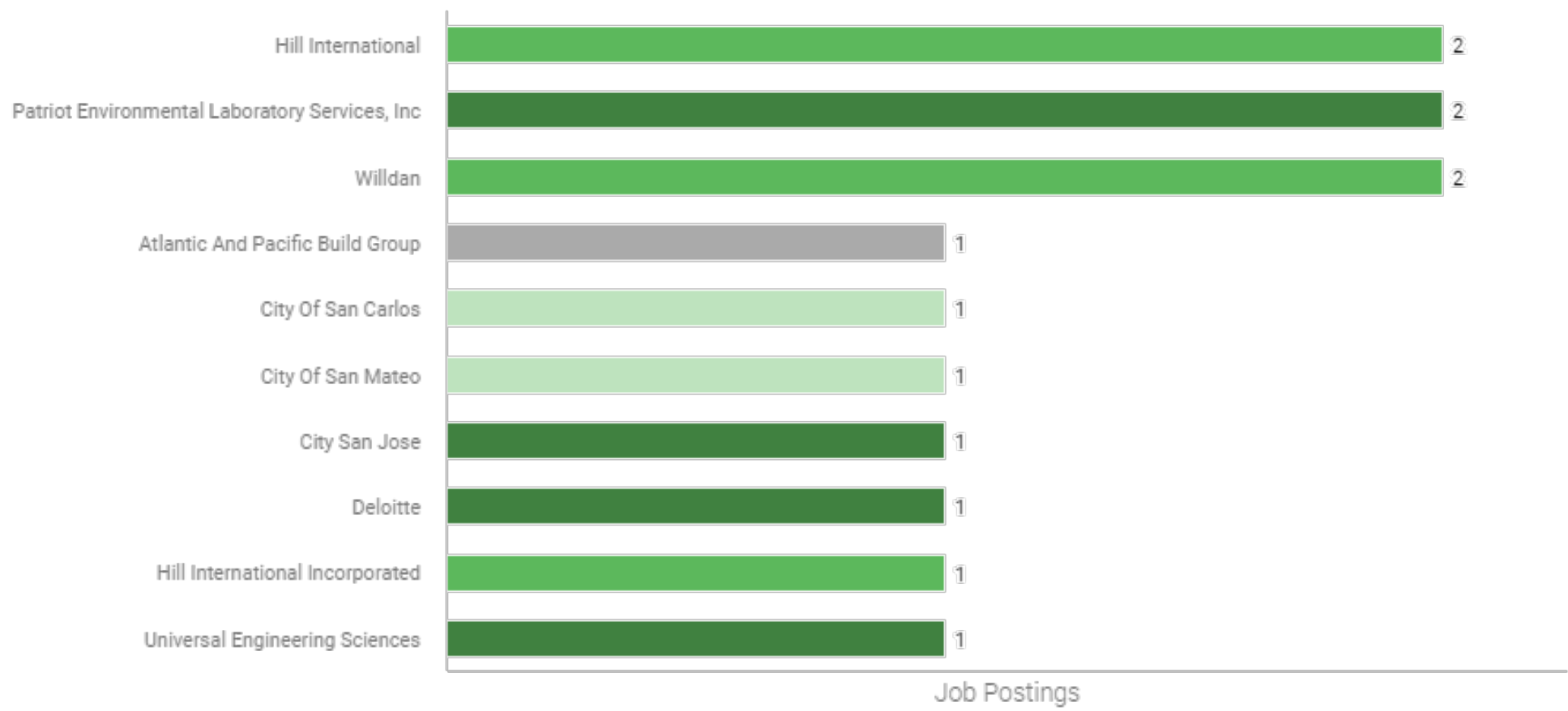
Currently displaying: Specialized

## Top Industries

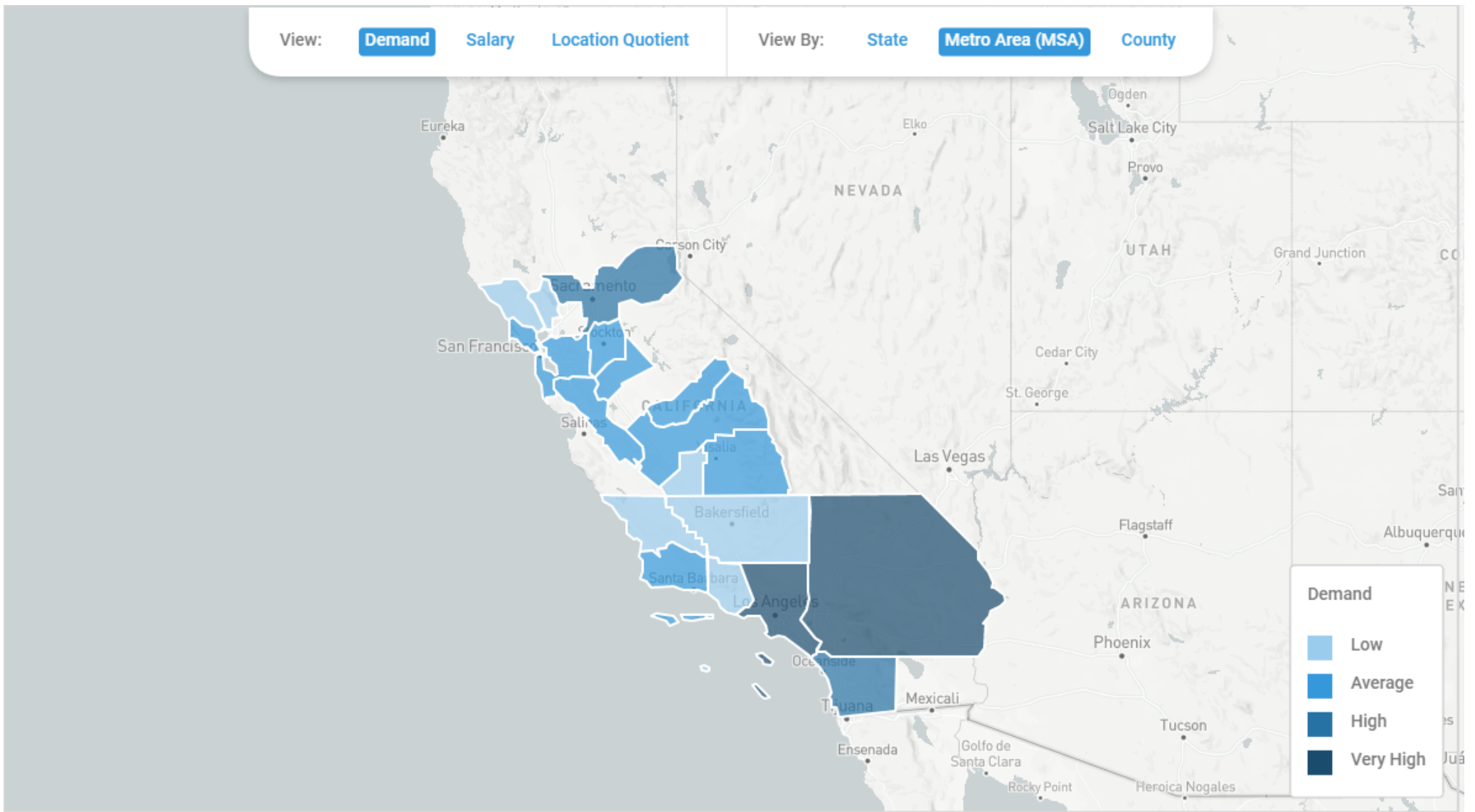
Currently displaying: 2digit



## Top Employers



## Top Locations



Metro Area (MSA)	Job Postings (Last 12 Months)	Median Salary	Location Quotient
Riverside-San Bernardino-Ontario, CA	37	\$53k	N/A
Los Angeles-Long Beach-Anaheim, CA	34	\$60k	N/A
Sacramento--Roseville--Arden-Arcade, CA	24	\$50k	N/A
San Diego-Carlsbad, CA	20	\$54k	N/A
San Francisco-Oakland-Hayward, CA	18	\$75k	N/A
San Jose-Sunnyvale-Santa Clara, CA	10	\$77k	N/A
Santa Maria-Santa Barbara, CA	6	\$64k	N/A
Stockton-Lodi, CA	6	\$57k	N/A
Visalia-Porterville, CA	5	\$41k	N/A
Fresno, CA	3	\$63k	N/A