

Program Competition & Student Demand

Active Selections

(County : San Mateo, CA) AND ((Program of study : Associate's degree - Architectural Sciences and Technology (04.09) OR Program of study : Award of at least 1 but less than 2 academic years - Architectural Sciences and Technology (04.09)))

Total Degrees Conferred

8
(+166.7% since 2016)

In 2020

Number of Institutions

1
(No change since 2016)


In 2020

Market Share by Type of Institution



In 2020

Degrees Conferred by Institution



In 2020

Institution	Type	Distance Learning	Market Share 2020 (%)	Change in Market Share 2016-2020 (%)	Change in Degree Conferrals 2016-2020 (%)	2020	2019	2018	2017	2016
College of San Mateo	Public	No	100.0	0.0	166.7	8	3	6	7	3

*This report uses data from the National Center for Education Statistics (NCES) IPEDS database from 2016-2020.

Program Competition & Student Demand

Active Selections

(County : San Mateo, CA OR County : San Francisco, CA OR County : Santa Clara, CA OR County : Alameda, CA OR County : Contra Costa, CA) AND ((Program of study : Associate's degree - Architectural Sciences and Technology (04.09) OR Program of study : Award of at least 1 but less than 2 academic years - Architectural Sciences and Technology (04.09)))

Total Degrees Conferred

49
(+25.6% since 2016)

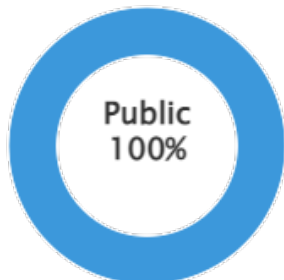
In 2020

Number of Institutions

6
(No change since 2016)

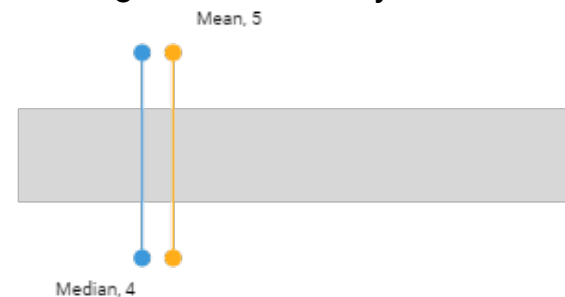
In 2020

Market Share by Type of Institution



In 2020

Degrees Conferred by Institution



In 2020

Institution	Type	Distance Learning	Market Share 2020 (%)	Change in Market Share 2016-2020 (%)	Change in Degree Conferrals 2016-2020 (%)	2020	2019	2018	2017	2016
Diablo Valley College	Public	No	36.7	13.6	100.0	18	22	10	17	9
Laney College	Public	No	18.4	3.0	50.0	9	4	4	3	6
West Valley College	Public	No	16.3	0.9	33.3	8	1	2	5	6
College of San Mateo	Public	No	16.3	8.6	166.7	8	3	6	7	3
City College of San Francisco	Public	No	8.2	0.5	33.3	4	3	3	2	3
Chabot College	Public	No	4.1	-26.7	-83.3	2	9	4	8	12
Contra Costa College	Public	No	N/A	N/A	N/A	N/A	N/A	N/A	N/A	N/A

*This report uses data from the National Center for Education Statistics (NCES) IPEDS database from 2016-2020.