




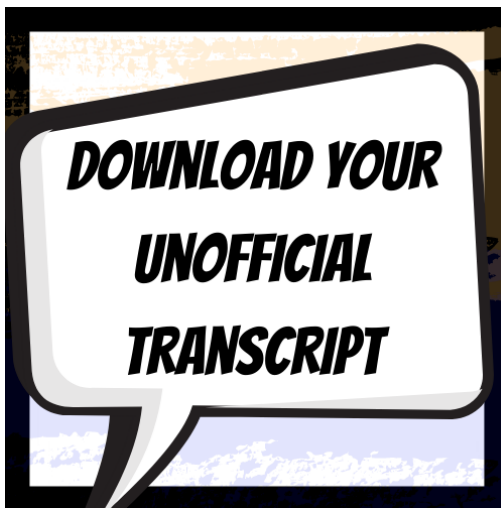
The TAG Application

The TAG Application


After you've checked your eligibility:

([TAG Matrix](https://admission.universityofcalifornia.edu/counselors/files/tag-matrix.pdf) ) (<https://admission.universityofcalifornia.edu/counselors/files/tag-matrix.pdf>), [TAG School](https://admission.universityofcalifornia.edu/counselors/files/tag-matrix.pdf) ) (<https://admission.universityofcalifornia.edu/counselors/files/tag-matrix.pdf>), [Counselor](https://smccd.edu/student-tutorials/studentsuccesslink.php) ) (<https://smccd.edu/student-tutorials/studentsuccesslink.php>)


Get started with your application below:



Download your official Transcript:

- [OneLogin](https://smccd.edu/student-tutorials/mysmccd-login-portal/login-mysmccd.php)  (<https://smccd.edu/student-tutorials/mysmccd-login-portal/login-mysmccd.php>)
- --> **Student**
- --> **Student Records**
- --> **Request Unofficial Transcript**




- [Create UC TAP Account](https://uctap.universityofcalifornia.edu/students/) 
- <https://uctap.universityofcalifornia.edu/students/>
 - Section 1: TAP Course Entry
 - Section 2: TAG Application
- **Save your Email/Password**
- **Read each section carefully**


(<https://uctap.universityofcalifornia.edu/students/>)



[\(https://uctap.universityofcalifornia.edu/contact-us/\)](https://uctap.universityofcalifornia.edu/contact-us/)

- [UC TAP - Application Frequently Asked Questions \(FAQs\)](https://uctap.universityofcalifornia.edu/contact-us/) 
 [\(https://uctap.universityofcalifornia.edu/contact-us/\)](https://uctap.universityofcalifornia.edu/contact-us/).





- **Can't find your course? (e.g. IDST 110)**
 - Click the "Manually Add Course" link
- **The MAJOR for TAG must match the major on the UC General Application!**
 - *Students will automatically be disqualified from TAG*
- You **MUST** fill out the [UC General Application](https://admission.universityofcalifornia.edu/how-to-apply/applying-as-a-transfer/) 
 [\(https://admission.universityofcalifornia.edu/how-to-apply/applying-as-a-transfer/\)](https://admission.universityofcalifornia.edu/how-to-apply/applying-as-a-transfer/) in **ADDITION** to the TAG Application
- Enter: Fall 2021 Courses (*In Progress*)
- Enter: Spring 2021 Courses (*Planned*)

What's Next?

if you submit your TAG prior to 9/30, and find you need to update your TAG, you can still do so before the deadline

After Submitting Your TAG Application:

[COMPLETE UC APPLICATION](https://admission.universityofcalifornia.edu/how-to-apply/applying-as-a-transfer/) 
 [\(https://admission.universityofcalifornia.edu/how-to-apply/applying-as-a-transfer/\)](https://admission.universityofcalifornia.edu/how-to-apply/applying-as-a-transfer/)

- **YOU MUST** complete the [UC Application](https://admission.universityofcalifornia.edu/how-to-apply/applying-as-a-transfer/) 
 [\(https://admission.universityofcalifornia.edu/how-to-apply/applying-as-a-transfer/\)](https://admission.universityofcalifornia.edu/how-to-apply/applying-as-a-transfer/) (*create new account*) in **ADDITION** to the TAG Application (*deadline: 11/30/21*)

<p>(deadline: 11/30/21)</p>	<ul style="list-style-type: none">◦ If you completed your TAP/TAG, you can import the coursework into your UC Application. This feature is embedded in the UC Application• Match Majors: The majors <u>must</u> match what you applied for on TAG• Essays: required• Emails: Keep an eye on emails for updates from schools
<p>TIMELINE</p>	<ul style="list-style-type: none">• You will likely not hear back about TAG until Spring 2022• Emails: Keep an eye on emails for updates from schools